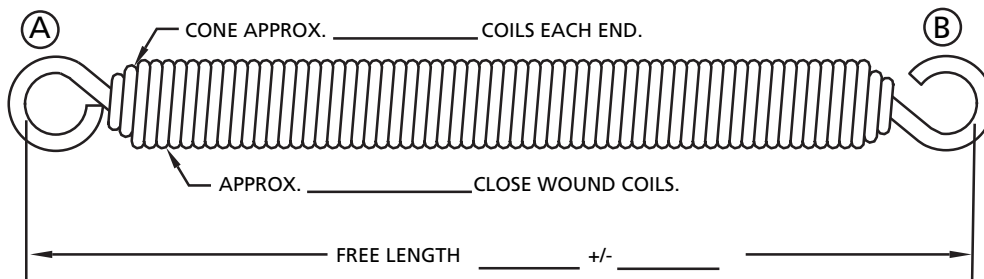
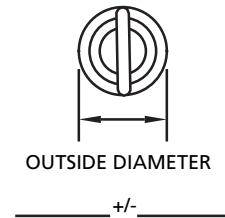
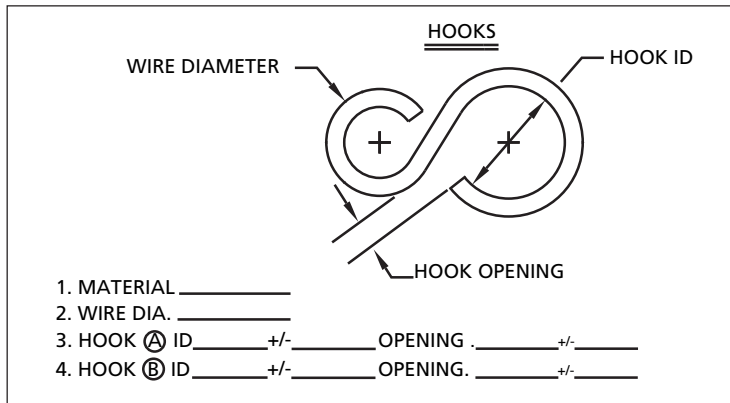


SWIVEL HOOK SPRINGS SPECIFICATION FORM

Swivel hook springs are best suited to heavy duty or high cycle applications. Unlike standard extension springs of similar dimension the hooks on these springs can be designed for optimum life cycle requirements and can also rotate to suit alignment conditions.



INDICATE UNITS OF MEASURE (IN & LB), (MM & N)

8. MAXIMUM EXTENDED LENGTH (INSIDE ENDS) WITHOUT SET _____

1. MATERIAL _____

2. WIRE DIA. _____

3. DIRECTION OF WIND OPT LH RH

4. INITIAL TENSION _____ +/- _____

5. RATE _____ +/- _____ BETWEEN _____ & _____

6. LOAD 1 _____ +/- _____ @ _____

7. LOAD 2 _____ +/- _____ @ _____

9. FINISH _____

10. FREQUENCY OF COMPRESSION _____ CYCLES/ SEC

AND WORKING RANGE _____ IN. TO _____ IN. OF LENGTH

11. OPERATING TEMP _____ °c

12. OTHER _____

QUANTITY TO QUOTE FOR _____

CUSTOMER NAME:	A/C No:	ENQUIRY TAKEN BY:
		DATE TO SUPPLIER:
CUSTOMER CONTACT		DATE PRICE RECEIVED:
TEL No:	EMAIL:	