

Wave Springs can be used in place of conventional round wire springs in space critical environments. Generally, they occupy thirty to fifty percent of the compressed height space of comparable round wire springs, offering equal deflections and load specifications.

Comprehensive Capabilities

Dimensions:

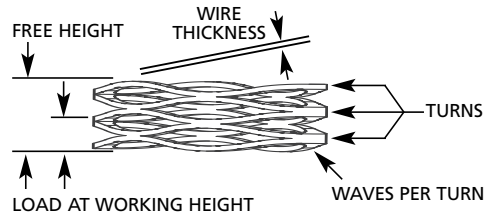
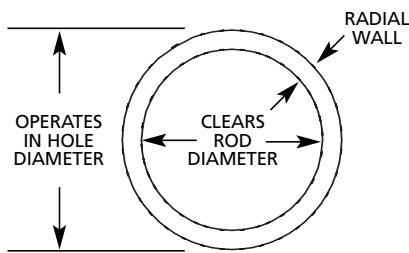
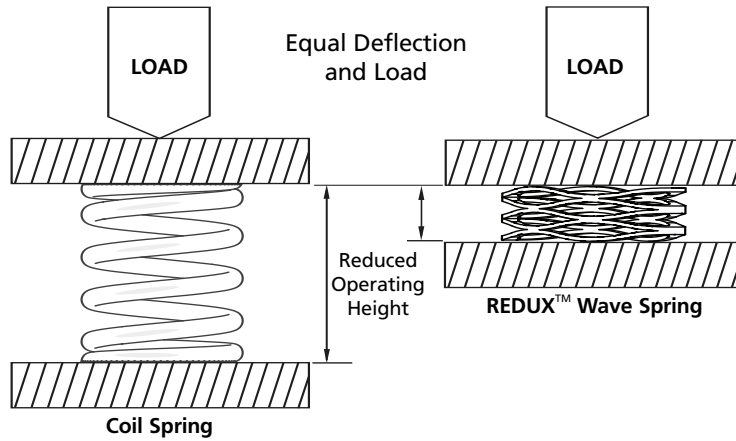
- Thickness Range .006" - .039"
- Radial Wall 0.024" - 0.230"
- Outside Diameter Range: .250" - 5.00"

Configurations:

- Regular (Wavy) • Flat (Shim) Ends

Materials:

- 17-7 Stainless Steel • Type 316 Stainless Steel • Carbon Steel



INDICATE UNITS OF MEASURE (IN. & LB.), (MM & KG)

1. MATERIAL _____
2. WIRE THICKNESS _____
3. RADIAL WALL _____
4. DIRECTION OF WIND OPT LH RH
 OUTSIDE DIAMETER _____
 INSIDE DIAMETER _____
5. FREE HEIGHT _____
6. RATE _____ +/- _____ BETWEEN _____ & _____
7. LOAD 1 _____ +/- _____ @ _____
8. LOAD 2 _____ +/- _____ @ _____
9. HOLE DIAMETER _____
10. ROD DIAMETER _____
11. NUMBER OF TURNS _____
12. WAVES PER TURN _____
13. SQUARENESS _____
14. FINISH _____
15. FREQUENCY OF COMPRESSION
 _____ CYCLES/SEC. AND WORKING RANGE
 _____ IN. TO _____ IN. OF LENGTH
16. OPERATING TEMP. _____ °F
17. OTHER: _____

COMPANY: _____

ADDRESS: _____

CITY: _____

STATE: _____ ZIP: _____

CONTACT: _____

PHONE: _____

FAX: _____

EMAIL: _____

QUANTITIES TO BE QUOTED: _____

END USE OR APPLICATION: _____

CUSTOM SPRINGS