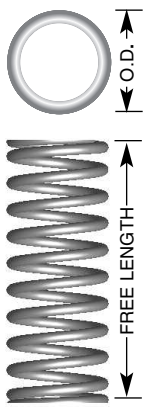


COMPRESSION SPRINGS: STANDARD SERIES (INCH)

ENDS ARE GROUND • Music Wire (Plated) or Stainless Steel (Passivated)

LEE STOCK NUMBER	OUTSIDE DIAMETER		TO WORK IN HOLE DIAMETER		WIRE DIAMETER		APPROX. LOAD AT SOLID HGT.		FREE LENGTH		SPRING RATE		SOLID HEIGHT		PRICE GROUP		
	IN.	MM	IN.	MM	IN.	MM	LB.	KG	IN.	MM	LB/IN.	KG/MM	IN.	MM	Music Wire	#302 Stainless	#316 Stainless
															M	S	S316
LC 014A 01	.120	3.05	.125	3.18	.014	.36	2.000	.906	0.250	6.35	11.25	0.200	0.088	2.24	F	F	M
LC 014A 02									0.313	7.94	8.90	0.159	0.105	2.67	F	F	M
LC 014A 03									0.375	9.52	7.10	0.126	0.122	3.10	F	F	M
LC 014A 04									0.438	11.11	6.00	0.107	0.139	3.53	F	F	M
LC 014A 05									0.500	12.70	5.20	0.093	0.156	3.96	F	F	M
LC 014A 06									0.563	14.29	4.60	0.082	0.172	4.37	F	F	M
LC 014A 07									0.625	15.88	4.10	0.073	0.189	4.80	F	F	M
LC 014A 08									0.688	17.46	3.80	0.068	0.206	5.23	F	F	M
LC 014A 09									0.750	19.05	3.40	0.061	0.223	5.66	F	F	M
LC 014A 9A									0.813	20.65	3.10	0.055	0.254	6.45	F	F	M
LC 014A 9B									0.875	22.23	2.90	0.052	0.269	6.84	F	F	M
LC 014A 9C									0.938	23.83	2.70	0.048	0.287	7.30	F	F	M
LC 014A 10									1.000	25.40	2.50	0.044	0.290	7.37	F	F	M
LC 014A 11	1.125	28.58	2.25	0.040	0.324	8.23	F	F	M								
LC 014A 12	1.250	31.75	2.00	0.036	0.357	9.07	F	F	M								
LC 014A 13	1.500	38.10	1.76	0.031	0.422	10.72	F	F	M								
LC 016A 01	.120	3.05	.125	3.18	.016	.41	2.500	1.132	0.250	6.35	17.50	0.312	0.114	2.90	F	F	M
LC 016A 02									0.313	7.94	14.00	0.250	0.133	3.38	F	F	M
LC 016A 03									0.375	9.52	11.00	0.196	0.160	4.06	F	F	M
LC 016A 04									0.438	11.11	9.50	0.169	0.185	4.70	F	F	M
LC 016A 05									0.500	12.70	8.50	0.152	0.205	5.21	F	F	M
LC 016A 06									0.563	14.29	7.50	0.134	0.225	5.72	F	F	M
LC 016A 07									0.625	15.88	6.50	0.116	0.249	6.32	F	F	M
LC 016A 08									0.688	17.46	6.00	0.107	0.273	6.93	F	F	M
LC 016A 09									0.750	19.05	5.00	0.089	0.318	8.08	F	F	M
LC 016A 10									1.000	25.40	4.00	0.071	0.375	9.52	F	F	M
LC 016A 11									1.125	28.58	3.50	0.062	0.442	11.23	F	F	M
LC 016A 12									1.250	31.75	3.20	0.057	0.478	12.14	F	F	M
LC 016A 13									1.500	38.10	2.70	0.048	0.560	14.22	F	F	M
LC 018A 01	.120	3.05	.125	3.18	.018	.46	3.500	1.585	0.250	6.35	28.50	0.508	0.132	3.35	F	F	M
LC 018A 02									0.313	7.94	22.00	0.392	0.159	4.04	F	F	M
LC 018A 03									0.375	9.52	18.00	0.321	0.180	4.57	F	F	M
LC 018A 04									0.438	11.11	15.50	0.276	0.208	5.28	F	F	M
LC 018A 05									0.500	12.70	13.00	0.232	0.245	6.22	F	F	M
LC 018A 06									0.563	14.29	11.50	0.205	0.271	6.88	F	F	M
LC 018A 07									0.625	15.88	11.00	0.196	0.289	7.34	F	F	M
LC 018A 08									0.688	17.46	9.50	0.169	0.325	8.26	F	F	M
LC 018A 09									0.750	19.05	8.50	0.152	0.351	8.92	F	F	M
LC 018A 10									1.000	25.40	6.40	0.114	0.455	11.56	F	F	M
LC 018A 11									1.125	28.58	5.60	0.100	0.510	12.95	F	F	M
LC 018A 12									1.250	31.75	5.00	0.089	0.577	14.66	F	F	M
LC 018A 13									1.500	38.10	4.10	0.073	0.697	17.70	F	F	M

COMPRESSION SPRINGS



SPECIAL INSTRUCTIONS FOR COMPRESSION SERIES

STOCK NUMBERS: Add "M" to end of Stock Number for Music Wire; "S" for Type 302 Stainless; "S316" for Type 316 Stainless.

PRICING: See Inside Front Cover for 10 to 199 pricing. To price or order up to 1000 pcs., visit leespring.com; 1000+ pcs. contact Lee Spring.

CALCULATIONS: Spring Rate and Load at Solid Hgt. are for Music Wire. For Type 302 or Type 316 Stainless, multiply figures shown by 5/6 (.833).

COMPRESSION SPRINGS: STANDARD SERIES (INCH)

ENDS ARE GROUND • Music Wire (Plated) or Stainless Steel (Passivated)

COMPRESSION SPRINGS

LEE STOCK NUMBER	OUTSIDE DIAMETER		TO WORK IN HOLE DIAMETER		WIRE DIAMETER		APPROX. LOAD AT SOLID HGT.		FREE LENGTH		SPRING RATE		SOLID HEIGHT		PRICE GROUP		
	IN.	MM	IN.	MM	IN.	MM	LB.	KG	IN.	MM	LB/IN.	KG/MM	IN.	MM	Music Wire	#302 Stainless	#316 Stainless
LC 020A 01	.120	3.05	.125	3.18	.020	.51	4.750	2.151	0.250	6.35	47.50	0.847	0.150	3.81	F	F	M
LC 020A 02									0.313	7.94	36.00	0.642	0.185	4.70	F	F	M
LC 020A 03									0.375	9.52	29.00	0.517	0.215	5.46	F	F	M
LC 020A 04									0.438	11.11	24.50	0.437	0.250	6.35	F	F	M
LC 020A 05									0.500	12.70	21.50	0.383	0.280	7.11	F	F	M
LC 020A 06									0.563	14.29	18.50	0.330	0.310	7.87	F	F	M
LC 020A 07									0.625	15.88	16.50	0.294	0.345	8.76	F	F	M
LC 020A 08									0.688	17.46	15.00	0.267	0.375	9.52	F	F	M
LC 020A 09									0.750	19.05	13.50	0.241	0.410	10.41	F	F	M
LC 020A 10									0.813	20.64	12.50	0.223	0.430	10.92	F	F	M
LC 020A 11									0.938	23.81	10.75	0.192	0.510	12.95	F	F	M
LC 020A 12									1.000	25.40	10.00	0.178	0.540	13.72	F	F	M
LC 020A 13									1.125	28.58	9.00	0.160	0.600	15.24	F	F	M
LC 020A 14									1.250	31.75	8.00	0.143	0.660	16.76	F	F	M
LC 020A 15									1.500	38.10	6.50	0.116	0.790	20.07	F	F	M
LC 022A 01	.120	3.05	.125	3.18	.022	.56	6.000	2.717	0.250	6.35	70.00	1.248	0.166	4.22	F	F	M
LC 022A 02									0.313	7.94	54.00	0.963	0.199	5.05	F	F	M
LC 022A 03									0.375	9.52	42.00	0.749	0.243	6.17	F	F	M
LC 022A 04									0.438	11.11	36.00	0.642	0.276	7.01	F	F	M
LC 022A 05									0.500	12.70	31.00	0.553	0.309	7.85	F	F	M
LC 022A 06									0.563	14.29	28.00	0.499	0.342	8.69	F	F	M
LC 022A 07									0.625	15.88	25.00	0.446	0.374	9.50	F	F	M
LC 022A 08									0.688	17.46	22.00	0.392	0.419	10.64	F	F	M
LC 022A 09									0.750	19.05	20.00	0.357	0.451	11.46	F	F	M
LC 022A 10									0.813	20.64	18.00	0.321	0.510	12.95	F	F	M
LC 022A 11									0.938	23.81	16.00	0.285	0.555	14.10	F	F	M
LC 022A 12									1.000	25.40	15.00	0.267	0.600	15.24	F	F	M
LC 022A 13									1.125	28.58	13.00	0.232	0.665	16.89	F	F	M
LC 022A 14									1.250	31.75	11.75	0.210	0.758	19.25	F	F	M
LC 022A 15									1.500	38.10	9.70	0.173	0.902	22.91	F	F	M
LC 024A 01	.120	3.05	.125	3.18	.024	.61	8.200	3.720	0.250	6.35	107.40	1.918	0.179	4.54	F	F	M
LC 024A 02									0.312	7.92	82.20	1.468	0.219	5.55	F	F	M
LC 024A 03									0.375	9.53	66.30	1.185	0.259	6.58	F	F	M
LC 024A 04									0.438	11.13	55.60	0.993	0.299	7.60	F	F	M
LC 024A 05									0.500	12.70	48.00	0.857	0.339	8.61	F	F	M
LC 024A 06									0.562	14.27	42.20	0.754	0.379	9.62	F	F	M
LC 024A 07									0.625	15.88	37.60	0.671	0.419	10.65	F	F	M
LC 024A 08									0.687	17.45	34.00	0.606	0.459	11.66	F	F	M
LC 024A 09									0.750	19.05	30.90	0.552	0.499	12.68	F	F	M
LC 024A 10									0.812	20.62	28.40	0.507	0.539	13.69	F	F	M
LC 024A 11									0.875	22.23	26.20	0.468	0.579	14.72	F	F	M
LC 024A 12									0.937	23.80	24.40	0.436	0.619	15.73	F	F	M
LC 024A 13									1.000	25.40	22.80	0.407	0.660	16.75	F	F	M
LC 024A 14									1.125	28.58	20.10	0.360	0.740	18.79	F	F	M
LC 024A 15									1.250	31.75	18.00	0.322	0.820	20.82	F	F	M
LC 024A 16									1.500	38.10	14.90	0.267	0.980	24.89	F	F	M

SPECIAL INSTRUCTIONS FOR COMPRESSION SERIES

STOCK NUMBERS: Add "M" to end of Stock Number for Music Wire; "S" for Type 302 Stainless; "S316" for Type 316 Stainless.

PRICING: See Inside Front Cover for 10 to 199 pricing. To price or order up to 1000 pcs, visit leespring.com; 1000+ pcs contact Lee Spring.

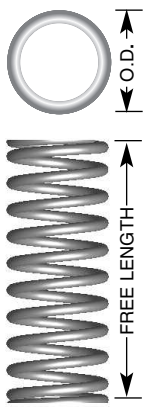
CALCULATIONS: Spring Rate and Load at Solid Hgt. are for Music Wire. For Type 302 or Type 316 Stainless, multiply figures shown by 5/6 (.833).

COMPRESSION SPRINGS: STANDARD SERIES (INCH)

ENDS ARE GROUND • Music Wire (Plated) or Stainless Steel (Passivated)

LEE STOCK NUMBER	OUTSIDE DIAMETER		TO WORK IN HOLE DIAMETER		WIRE DIAMETER		APPROX. LOAD AT SOLID HGT.		FREE LENGTH		SPRING RATE		SOLID HEIGHT		PRICE GROUP		
	IN.	MM	IN.	MM	IN.	MM	LB.	KG	IN.	MM	LB/IN.	KG/MM	IN.	MM	Music Wire	#302 Stainless	#316 Stainless
															M	S	S316
LC 014AA 01	.125	3.18	.141	3.57	.014	.36	1.553	.704	0.250	6.35	9.77	0.174	0.091	2.31	F	F	M
LC 014AA 02									0.313	7.95	7.61	0.136	0.109	2.76	F	F	M
LC 014AA 03									0.375	9.53	6.25	0.112	0.126	3.20	F	F	M
LC 014AA 04									0.438	11.13	5.29	0.094	0.144	3.65	F	F	M
LC 014AA 05									0.500	12.70	4.59	0.082	0.161	4.09	F	F	M
LC 014AA 06									0.563	14.30	4.05	0.072	0.179	4.54	F	F	M
LC 014AA 07									0.625	15.88	3.63	0.065	0.196	4.98	F	F	M
LC 014AA 08									0.688	17.48	3.29	0.059	0.214	5.43	F	F	M
LC 014AA 09									0.750	19.05	3.00	0.054	0.231	5.87	F	F	M
LC 014AA 10									0.813	20.65	2.76	0.049	0.249	6.32	F	F	M
LC 014AA 11									0.875	22.23	2.56	0.046	0.266	6.76	F	F	M
LC 014AA 12									0.938	23.83	2.38	0.043	0.284	7.21	F	F	M
LC 014AA 13									1.000	25.40	2.23	0.040	0.301	7.65	F	F	M
LC 014AA 14									1.125	28.58	1.98	0.035	0.336	8.54	F	F	M
LC 014AA 15									1.250	31.75	1.77	0.032	0.371	9.43	F	F	M
LC 014AA 16									1.375	34.93	1.61	0.029	0.406	10.32	F	F	M
LC 014AA 17									1.500	38.10	1.47	0.026	0.441	11.21	F	F	M
LC 016AA 01	.125	3.18	.141	3.57	.016	.41	2.719	1.233	0.250	6.35	18.29	0.327	0.101	2.57	F	F	M
LC 016AA 02									0.313	7.95	14.19	0.253	0.121	3.08	F	F	M
LC 016AA 03									0.375	9.53	11.62	0.208	0.141	3.57	F	F	M
LC 016AA 04									0.438	11.13	9.82	0.175	0.160	4.07	F	F	M
LC 016AA 05									0.500	12.70	8.52	0.152	0.180	4.57	F	F	M
LC 016AA 06									0.563	14.30	7.51	0.134	0.200	5.07	F	F	M
LC 016AA 07									0.625	15.88	6.72	0.120	0.219	5.56	F	F	M
LC 016AA 08									0.688	17.48	6.08	0.109	0.239	6.07	F	F	M
LC 016AA 09									0.750	19.05	5.55	0.099	0.258	6.56	F	F	M
LC 016AA 10									0.813	20.65	5.11	0.091	0.278	7.06	F	F	M
LC 016AA 11									0.938	23.83	4.40	0.079	0.317	8.06	F	F	M
LC 016AA 12									1.000	25.40	4.12	0.074	0.337	8.55	F	F	M
LC 016AA 13									1.250	31.75	3.27	0.058	0.415	10.54	F	F	M
LC 016AA 14									1.500	38.10	2.72	0.049	0.494	12.54	F	F	M
LC 018AA 01	.125	3.18	.141	3.57	.018	.46	3.679	1.669	0.250	6.35	28.47	0.508	0.121	3.07	F	F	M
LC 018AA 02									0.313	7.95	22.00	0.393	0.145	3.69	F	F	M
LC 018AA 03									0.375	9.53	18.00	0.321	0.170	4.31	F	F	M
LC 018AA 04									0.500	12.70	13.13	0.234	0.219	5.55	F	F	M
LC 018AA 05									0.563	14.30	11.56	0.206	0.243	6.18	F	F	M
LC 018AA 06									0.625	15.88	10.34	0.185	0.267	6.79	F	F	M
LC 018AA 07									0.688	17.48	9.34	0.167	0.292	7.42	F	F	M
LC 018AA 08									0.750	19.05	8.53	0.152	0.316	8.04	F	F	M
LC 018AA 09									0.813	20.65	7.84	0.140	0.341	8.66	F	F	M
LC 018AA 10									0.938	23.83	6.75	0.121	0.390	9.90	F	F	M
LC 018AA 11									1.000	25.40	6.32	0.113	0.414	10.52	F	F	M
LC 018AA 12									1.250	31.75	5.02	0.090	0.512	13.00	F	F	M
LC 018AA 13	1.500	38.10	4.16	0.074	0.610	15.49	F	F	M								

COMPRESSION SPRINGS



SPECIAL INSTRUCTIONS FOR COMPRESSION SERIES

STOCK NUMBERS: Add "M" to end of Stock Number for Music Wire; "S" for Type 302 Stainless; "S316" for Type 316 Stainless.
PRICING: See Inside Front Cover for 10 to 199 pricing. To price or order up to 1000 pcs, visit leespring.com; 1000+ pcs contact Lee Spring.
CALCULATIONS: Spring Rate and Load at Solid Hgt. are for Music Wire. For Type 302 or Type 316 Stainless, multiply figures shown by 5/6 (.833).

COMPRESSION SPRINGS: STANDARD SERIES (INCH)

ENDS ARE GROUND • Music Wire (Plated) or Stainless Steel (Passivated)

COMPRESSION SPRINGS

LEE STOCK NUMBER	OUTSIDE DIAMETER		TO WORK IN HOLE DIAMETER		WIRE DIAMETER		APPROX. LOAD AT SOLID HGT.		FREE LENGTH		SPRING RATE		SOLID HEIGHT		PRICE GROUP		
	IN.	MM	IN.	MM	IN.	MM	LB.	KG	IN.	MM	LB/IN.	KG/MM	IN.	MM	Music Wire	#302 Stainless	#316 Stainless
LC 020AA 01	.125	3.18	.141	3.57	.020	.51	5.629	2.553	0.250	6.35	47.41	0.847	0.131	3.33	F	F	M
LC 020AA 02									0.313	7.95	36.47	0.651	0.158	4.02	F	F	M
LC 020AA 03									0.375	9.53	30.97	0.553	0.185	4.70	F	F	M
LC 020AA 04									0.500	12.70	21.46	0.383	0.240	6.10	F	F	M
LC 020AA 05									0.563	14.30	18.73	0.334	0.269	6.84	F	F	M
LC 020AA 06									0.625	15.88	16.61	0.297	0.298	7.58	F	F	M
LC 020AA 07									0.688	17.48	14.88	0.266	0.328	8.34	F	F	M
LC 020AA 08									0.750	19.05	13.47	0.241	0.358	9.10	F	F	M
LC 020AA 09									0.813	20.65	12.37	0.221	0.386	9.82	F	F	M
LC 020AA 10									0.938	23.83	10.65	0.190	0.442	11.23	F	F	M
LC 020AA 11									1.000	25.40	9.96	0.178	0.470	11.94	F	F	M
LC 020AA 12									1.250	31.75	7.90	0.141	0.582	14.77	F	F	M
LC 020AA 13									1.500	38.10	6.55	0.117	0.693	17.61	F	F	M
LC 022AA 01	.125	3.18	.141	3.57	.022	.56	6.851	3.108	0.250	6.35	69.07	1.234	0.151	3.83	F	F	M
LC 022AA 02									0.313	7.95	52.90	0.945	0.183	4.65	F	F	M
LC 022AA 03									0.375	9.53	42.99	0.768	0.215	5.46	F	F	M
LC 022AA 04									0.500	12.70	31.20	0.557	0.279	7.08	F	F	M
LC 022AA 05									0.563	14.30	27.42	0.490	0.311	7.90	F	F	M
LC 022AA 06									0.625	15.88	24.49	0.437	0.343	8.71	F	F	M
LC 022AA 07									0.688	17.48	22.09	0.395	0.375	9.53	F	F	M
LC 022AA 08									0.813	20.65	18.50	0.330	0.439	11.15	F	F	M
LC 022AA 09									0.938	23.83	15.92	0.284	0.503	12.78	F	F	M
LC 022AA 10									1.000	25.40	15.00	0.268	0.531	13.49	F	F	M
LC 022AA 11									1.250	31.75	11.89	0.212	0.658	16.72	F	F	M
LC 022AA 12									1.500	38.10	9.85	0.176	0.785	19.94	F	F	M
LC 016AB 01	.148	3.76	.156	3.96	.016	.41	1.900	.861	0.250	6.35	11.90	0.211	0.092	2.35	F	F	M
LC 016AB 02									0.313	7.94	9.20	0.164	0.109	2.78	F	F	M
LC 016AB 03									0.375	9.53	7.50	0.134	0.126	3.21	F	F	M
LC 016AB 04									0.438	11.11	6.40	0.114	0.144	3.64	F	F	M
LC 016AB 05									0.500	12.70	5.50	0.098	0.161	4.08	F	F	M
LC 016AB 06									0.563	14.29	4.90	0.087	0.178	4.51	F	F	M
LC 016AB 07									0.625	15.88	4.40	0.078	0.195	4.94	F	F	M
LC 016AB 08									0.688	17.46	3.90	0.070	0.212	5.38	F	F	M
LC 016AB 09									0.750	19.05	3.60	0.064	0.229	5.81	F	F	M
LC 016AB 10									0.813	20.64	3.30	0.059	0.246	6.24	F	F	M
LC 016AB 11									0.938	23.83	2.90	0.051	0.280	7.11	F	F	M
LC 016AB 12									1.000	25.40	2.70	0.048	0.297	7.54	F	F	M
LC 016AB 13									1.250	31.75	2.10	0.038	0.365	9.27	F	F	M
LC 016AB 14									1.500	38.10	1.80	0.031	0.433	11.00	F	F	M

SPECIAL INSTRUCTIONS FOR COMPRESSION SERIES

STOCK NUMBERS: Add "M" to end of Stock Number for Music Wire; "S" for Type 302 Stainless; "S316" for Type 316 Stainless.

PRICING: See Inside Front Cover for 10 to 199 pricing. To price or order up to 1000 pcs., visit leespring.com; 1000+ pcs. contact Lee Spring.

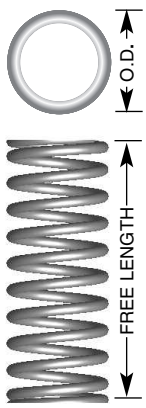
CALCULATIONS: Spring Rate and Load at Solid Hgt. are for Music Wire. For Type 302 or Type 316 Stainless, multiply figures shown by 5/6 (.833).

COMPRESSION SPRINGS: STANDARD SERIES (INCH)

ENDS ARE GROUND • Music Wire (Plated) or Stainless Steel (Passivated)

LEE STOCK NUMBER	OUTSIDE DIAMETER		TO WORK IN HOLE DIAMETER		WIRE DIAMETER		APPROX. LOAD AT SOLID HGT.		FREE LENGTH		SPRING RATE		SOLID HEIGHT		PRICE GROUP		
	IN.	MM	IN.	MM	IN.	MM	LB.	KG	IN.	MM	LB/IN.	KG/MM	IN.	MM	Music Wire	#302 Stainless	#316 Stainless
															M	S	S316
LC 018AB 01	.148	3.76	.156	3.96	.018	.46	2.900	1.313	0.250	6.35	19.60	0.349	0.105	2.67	F	F	M
LC 018AB 02									0.313	7.94	15.20	0.270	0.125	3.17	F	F	M
LC 018AB 03									0.375	9.53	12.40	0.220	0.145	3.67	F	F	M
LC 018AB 04									0.438	11.11	10.40	0.186	0.164	4.18	F	F	M
LC 018AB 05									0.500	12.70	9.00	0.161	0.184	4.68	F	F	M
LC 018AB 06									0.563	14.29	8.00	0.142	0.204	5.18	F	F	M
LC 018AB 07									0.625	15.88	7.10	0.127	0.224	5.69	F	F	M
LC 018AB 08									0.688	17.46	6.40	0.115	0.244	6.19	F	F	M
LC 018AB 09									0.750	19.05	5.90	0.105	0.264	6.69	F	F	M
LC 018AB 10									0.813	20.64	5.40	0.096	0.283	7.20	F	F	M
LC 018AB 11									0.938	23.83	4.60	0.083	0.323	8.21	F	F	M
LC 018AB 12									1.000	25.40	4.30	0.077	0.343	8.71	F	F	M
LC 018AB 13									1.250	31.75	3.50	0.062	0.422	10.72	F	F	M
LC 018AB 14									1.500	38.10	2.90	0.051	0.501	12.73	F	F	M
LC 021AB 01	.148	3.76	.156	3.96	.021	.53	4.000	1.812	0.250	6.35	32.00	0.570	0.133	3.38	F	F	M
LC 021AB 02									0.313	7.94	25.00	0.446	0.160	4.06	F	F	M
LC 021AB 03									0.375	9.52	20.00	0.357	0.187	4.75	F	F	M
LC 021AB 04									0.438	11.11	17.00	0.303	0.214	5.44	F	F	M
LC 021AB 05									0.500	12.70	14.70	0.262	0.242	6.15	F	F	M
LC 021AB 06									0.563	14.29	13.00	0.232	0.268	6.81	F	F	M
LC 021AB 07									0.625	15.88	11.70	0.209	0.294	7.47	F	F	M
LC 021AB 08									0.688	17.46	10.50	0.187	0.321	8.15	F	F	M
LC 021AB 09									0.750	19.05	9.70	0.173	0.349	8.86	F	F	M
LC 021AB 10									0.813	20.64	8.90	0.159	0.376	9.55	F	F	M
LC 021AB 11									0.938	23.81	7.50	0.134	0.430	10.92	F	F	M
LC 021AB 12									1.000	25.40	7.00	0.125	0.479	12.17	F	F	M
LC 021AB 13									1.250	31.75	5.80	0.104	0.568	14.43	F	F	M
LC 021AB 14									1.500	38.10	4.80	0.086	0.675	17.15	F	F	M
LC 023AB 01	.148	3.76	.156	3.96	.023	.58	5.000	2.264	0.250	6.35	47.50	0.847	0.147	3.73	F	F	M
LC 023AB 02									0.313	7.94	36.50	0.651	0.178	4.52	F	F	M
LC 023AB 03									0.375	9.52	29.50	0.526	0.209	5.31	F	F	M
LC 023AB 04									0.438	11.11	25.40	0.453	0.239	6.07	F	F	M
LC 023AB 05									0.500	12.70	22.00	0.392	0.272	6.91	F	F	M
LC 023AB 06									0.563	14.29	19.00	0.339	0.302	7.67	F	F	M
LC 023AB 07									0.625	15.88	17.00	0.303	0.334	8.48	F	F	M
LC 023AB 08									0.688	17.46	15.50	0.276	0.364	9.24	F	F	M
LC 023AB 09									0.750	19.05	14.00	0.250	0.396	10.06	F	F	M
LC 023AB 10									0.813	20.64	12.75	0.227	0.425	10.80	F	F	M
LC 023AB 11									0.938	23.81	11.00	0.196	0.505	12.83	F	F	M
LC 023AB 12									1.000	25.40	10.30	0.184	0.536	13.61	F	F	M
LC 023AB 13									1.250	31.75	8.30	0.148	0.652	16.56	F	F	M
LC 023AB 14									1.500	38.10	6.90	0.123	0.773	19.63	F	F	M

COMPRESSION SPRINGS



SPECIAL INSTRUCTIONS FOR COMPRESSION SERIES

STOCK NUMBERS: Add "M" to end of Stock Number for Music Wire; "S" for Type 302 Stainless; "S316" for Type 316 Stainless.

PRICING: See Inside Front Cover for pricing from 10 to 199. For pricing or purchasing up to 1000 pieces, visit leespring.com.

CALCULATIONS: Spring Rate and Load at Solid Hgt. are for Music Wire. For Type 302 or Type 316 Stainless, multiply figures shown by 5/6 (.833).

COMPRESSION SPRINGS: STANDARD SERIES (INCH)

ENDS ARE GROUND • Music Wire (Plated) or Stainless Steel (Passivated)

COMPRESSION SPRINGS

LEE STOCK NUMBER	OUTSIDE DIAMETER		TO WORK IN HOLE DIAMETER		WIRE DIAMETER		APPROX. LOAD AT SOLID HGT.		FREE LENGTH		SPRING RATE		SOLID HEIGHT		PRICE GROUP		
	IN.	MM	IN.	MM	IN.	MM	LB.	KG	IN.	MM	LB/IN.	KG/MM	IN.	MM	Music Wire	#302 Stainless	#316 Stainless
															M	S	S316
LC 016AC 01	.156	3.96	.172	4.37	.016	.41	1.761	.799	0.250	6.35	10.82	0.193	0.087	2.22	F	F	M
LC 016AC 02									0.313	7.95	8.39	0.150	0.103	2.61	F	F	M
LC 016AC 03									0.375	9.53	6.88	0.123	0.118	3.01	F	F	M
LC 016AC 04									0.438	11.13	5.81	0.104	0.134	3.40	F	F	M
LC 016AC 05									0.500	12.70	5.04	0.090	0.149	3.80	F	F	M
LC 016AC 06									0.563	14.30	4.44	0.079	0.165	4.20	F	F	M
LC 016AC 07									0.625	15.88	3.98	0.071	0.181	4.59	F	F	M
LC 016AC 08									0.688	17.48	3.60	0.064	0.196	4.99	F	F	M
LC 016AC 09									0.750	19.05	3.29	0.059	0.212	5.38	F	F	M
LC 016AC 10									1.000	25.40	2.45	0.044	0.274	6.96	F	F	M
LC 016AC 11									1.125	28.58	2.16	0.039	0.305	7.75	F	F	M
LC 016AC 12									1.250	31.75	1.94	0.035	0.336	8.54	F	F	M
LC 016AC 13									1.500	38.10	1.61	0.029	0.398	10.12	F	F	M
LC 023AD 01	.156	3.96	.172	4.37	.023	.58	5.525	2.506	0.250	6.35	48.13	0.861	0.135	3.43	F	F	M
LC 023AD 02									0.313	7.95	36.77	0.658	0.162	4.11	F	F	M
LC 023AD 03									0.375	9.53	29.84	0.534	0.189	4.80	F	F	M
LC 023AD 04									0.438	11.13	25.05	0.448	0.216	5.49	F	F	M
LC 023AD 05									0.500	12.70	21.63	0.387	0.243	6.17	F	F	M
LC 023AD 06									0.563	14.30	18.99	0.340	0.270	6.86	F	F	M
LC 023AD 07									0.625	15.88	16.96	0.304	0.297	7.54	F	F	M
LC 023AD 08									0.688	17.48	15.29	0.274	0.324	8.23	F	F	M
LC 023AD 09									0.750	19.05	13.95	0.250	0.350	8.89	F	F	M
LC 023AD 10									0.813	20.65	12.80	0.229	0.378	9.60	F	F	M
LC 023AD 11									0.938	23.83	11.01	0.197	0.431	10.95	F	F	M
LC 023AD 12									1.000	25.40	10.29	0.184	0.458	11.63	F	F	M
LC 023AD 13									1.250	31.75	8.15	0.146	0.566	14.38	F	F	M
LC 023AD 14									1.500	38.10	6.75	0.121	0.673	17.09	F	F	M
LC 014B 01	.180	4.57	.188	4.78	.014	.36	1.090	.490	0.250	6.35	5.78	0.103	0.069	1.75	F	F	M
LC 014B 02									0.313	7.92	4.53	0.081	0.077	1.96	F	F	M
LC 014B 03									0.375	9.53	3.71	0.066	0.086	2.18	F	F	M
LC 014B 04									0.438	11.10	3.14	0.056	0.094	2.39	F	F	M
LC 014B 05									0.500	12.70	2.72	0.049	0.103	2.62	F	F	M
LC 014B 06									0.563	14.27	2.40	0.043	0.112	2.84	F	F	M
LC 014B 07									0.625	15.88	2.15	0.038	0.120	3.05	F	F	M
LC 014B 08									0.688	17.45	1.95	0.035	0.129	3.28	F	F	M
LC 014B 09									0.750	19.05	1.78	0.032	0.138	3.51	F	F	M
LC 014B 10									0.875	22.23	1.52	0.027	0.155	3.94	F	F	M
LC 014B 11									1.000	25.40	1.32	0.024	0.172	4.37	F	F	M
LC 014B 12									1.250	31.75	1.05	0.019	0.206	5.23	F	F	M
LC 014B 13									1.375	34.93	0.95	0.017	0.223	5.66	F	F	M
LC 014B 14									1.500	38.10	0.87	0.016	0.240	6.10	F	F	M

SPECIAL INSTRUCTIONS FOR COMPRESSION SERIES

STOCK NUMBERS: Add "M" to end of Stock Number for Music Wire; "S" for Type 302 Stainless; "S316" for Type 316 Stainless.

PRICING: See Inside Front Cover for 10 to 199 pricing. To price or order up to 1000 pcs., visit leespring.com; 1000+ pcs. contact Lee Spring.

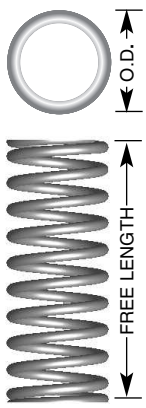
CALCULATIONS: Spring Rate and Load at Solid Hgt. are for Music Wire. For Type 302 or Type 316 Stainless, multiply figures shown by 5/6 (.833).

COMPRESSION SPRINGS: STANDARD SERIES (INCH)

ENDS ARE GROUND • Music Wire (Plated) or Stainless Steel (Passivated)

LEE STOCK NUMBER	OUTSIDE DIAMETER		TO WORK IN HOLE DIAMETER		WIRE DIAMETER		APPROX. LOAD AT SOLID HGT.		FREE LENGTH		SPRING RATE		SOLID HEIGHT		PRICE GROUP		
	IN.	MM	IN.	MM	IN.	MM	LB.	KG	IN.	MM	LB./IN.	KG/MM	IN.	MM	Music Wire	#302 Stainless	#316 Stainless
															M	S	S316
LC 016B 01	.180	4.57	.188	4.78	.016	.41	1.500	.679	0.250	6.35	9.00	0.160	0.073	1.85	F	F	M
LC 016B 02									0.313	7.94	7.50	0.134	0.081	2.06	F	F	M
LC 016B 03									0.375	9.52	6.00	0.107	0.093	2.36	F	F	M
LC 016B 04									0.438	11.11	5.00	0.089	0.105	2.67	F	F	M
LC 016B 05									0.500	12.70	4.50	0.080	0.113	2.87	F	F	M
LC 016B 06									0.563	14.29	4.00	0.071	0.125	3.18	F	F	M
LC 016B 07									0.625	15.88	3.50	0.062	0.137	3.48	F	F	M
LC 016B 08									0.688	17.46	3.00	0.053	0.153	3.89	F	F	M
LC 016B 09									0.750	19.05	2.50	0.044	0.177	4.50	F	F	M
LC 016B 10									0.875	22.22	2.20	0.039	0.195	4.95	F	F	M
LC 016B 11									1.000	25.40	1.90	0.034	0.220	5.59	F	F	M
LC 016B 12									1.250	31.75	1.50	0.027	0.277	7.04	F	F	M
LC 016B 13									1.375	34.92	1.30	0.023	0.305	7.75	F	F	M
LC 016B 14									1.500	38.10	1.20	0.021	0.342	8.69	F	F	M
LC 016B 15									1.750	44.45	0.98	0.017	0.405	10.28	F	F	M
LC 018B 01	.180	4.57	.188	4.78	.018	.46	2.375	1.076	0.250	6.35	13.50	0.241	0.086	2.18	F	F	M
LC 018B 02									0.313	7.94	11.00	0.196	0.100	2.54	F	F	M
LC 018B 03									0.375	9.52	9.00	0.160	0.114	2.90	F	F	M
LC 018B 04									0.438	11.11	8.00	0.143	0.123	3.12	F	F	M
LC 018B 05									0.500	12.70	7.00	0.125	0.132	3.35	F	F	M
LC 018B 06									0.563	14.29	6.00	0.107	0.150	3.81	F	F	M
LC 018B 07									0.625	15.88	5.00	0.089	0.172	4.37	F	F	M
LC 018B 08									0.688	17.46	4.50	0.080	0.186	4.72	F	F	M
LC 018B 09									0.750	19.05	4.00	0.071	0.199	5.05	F	F	M
LC 018B 10									0.875	22.22	3.60	0.064	0.221	5.61	F	F	M
LC 018B 11									1.000	25.40	3.10	0.055	0.256	6.50	F	F	M
LC 018B 12									1.250	31.75	2.50	0.044	0.302	7.67	F	F	M
LC 018B 13									1.375	34.92	2.25	0.040	0.338	8.58	F	F	M
LC 018B 14									1.500	38.10	2.00	0.036	0.374	9.50	F	F	M
LC 018B 15									1.750	44.45	1.69	0.030	0.442	11.22	F	F	M
LC 020B 01	.180	4.57	.188	4.78	.020	.51	3.125	1.415	0.250	6.35	21.00	0.374	0.107	2.72	F	F	M
LC 020B 02									0.313	7.94	16.00	0.285	0.125	3.18	F	F	M
LC 020B 03									0.375	9.52	12.75	0.227	0.144	3.66	F	F	M
LC 020B 04									0.438	11.11	11.00	0.196	0.160	4.06	F	F	M
LC 020B 05									0.500	12.70	9.25	0.165	0.180	4.57	F	F	M
LC 020B 06									0.563	14.29	8.25	0.147	0.196	4.98	F	F	M
LC 020B 07									0.625	15.88	7.25	0.129	0.214	5.44	F	F	M
LC 020B 08									0.688	17.46	6.50	0.116	0.234	5.94	F	F	M
LC 020B 09									0.750	19.05	6.00	0.107	0.250	6.35	F	F	M
LC 020B 10									0.875	22.22	5.10	0.091	0.285	7.24	F	F	M
LC 020B 11									1.000	25.40	4.50	0.080	0.315	8.00	F	F	M
LC 020B 12									1.250	31.75	3.50	0.062	0.385	9.78	F	F	M
LC 020B 13									1.375	34.92	3.20	0.057	0.420	10.67	F	F	M
LC 020B 14									1.500	38.10	2.90	0.052	0.450	11.43	F	F	M
LC 020B 15									1.750	44.45	2.44	0.043	0.530	13.46	F	F	M

COMPRESSION SPRINGS



SPECIAL INSTRUCTIONS FOR COMPRESSION SERIES

STOCK NUMBERS: Add "M" to end of Stock Number for Music Wire; "S" for Type 302 Stainless; "S316" for Type 316 Stainless.

PRICING: See Inside Front Cover for 10 to 199 pricing. To price or order up to 1000 pcs., visit leespring.com; 1000+ pcs. contact Lee Spring.

CALCULATIONS: Spring Rate and Load at Solid Hgt. are for Music Wire. For Type 302 or Type 316 Stainless, multiply figures shown by 5/6 (.833).

COMPRESSION SPRINGS: STANDARD SERIES (INCH)

ENDS ARE GROUND • Music Wire (Plated) or Stainless Steel (Passivated)

COMPRESSION SPRINGS

LEE STOCK NUMBER	OUTSIDE DIAMETER		TO WORK IN HOLE DIAMETER		WIRE DIAMETER		APPROX. LOAD AT SOLID HGT.		FREE LENGTH		SPRING RATE		SOLID HEIGHT		PRICE GROUP		
	IN.	MM	IN.	MM	IN.	MM	LB.	KG	IN.	MM	LB/IN.	KG/MM	IN.	MM	Music Wire	#302 Stainless	#316 Stainless
LC 022B 01	.180	4.57	.188	4.78	.022	.56	4.000	1.812	0.250	6.35	30.00	0.535	0.111	2.82	F	F	M
LC 022B 02									0.313	7.94	24.00	0.428	0.128	3.25	F	F	M
LC 022B 03									0.375	9.52	20.00	0.357	0.144	3.66	F	F	M
LC 022B 04									0.438	11.11	17.00	0.303	0.161	4.09	F	F	M
LC 022B 05									0.500	12.70	14.00	0.250	0.188	4.78	F	F	M
LC 022B 06									0.563	14.29	12.00	0.214	0.210	5.33	F	F	M
LC 022B 07									0.625	15.88	10.50	0.187	0.238	6.04	F	F	M
LC 022B 08									0.688	17.46	9.50	0.169	0.260	6.60	F	F	M
LC 022B 09									0.750	19.05	8.50	0.152	0.287	7.29	F	F	M
LC 022B 10									0.813	20.64	7.50	0.134	0.310	7.87	F	F	M
LC 022B 11									0.938	23.81	6.70	0.119	0.346	8.79	F	F	M
LC 022B 12									1.000	25.40	6.30	0.112	0.368	9.35	F	F	M
LC 022B 13									1.125	28.58	5.50	0.098	0.403	10.24	F	F	M
LC 022B 14									1.250	31.75	5.00	0.089	0.446	11.33	F	F	M
LC 022B 15									1.500	38.10	4.10	0.073	0.527	13.38	F	F	M
LC 022B 16									1.750	44.45	3.46	0.062	0.620	15.74	F	F	M
LC 024B 01	.180	4.57	.188	4.78	.024	.61	5.375	2.434	0.250	6.35	44.00	0.784	0.130	3.30	F	F	M
LC 024B 02									0.313	7.94	33.00	0.588	0.158	4.01	F	F	M
LC 024B 03									0.375	9.52	26.50	0.472	0.178	4.52	F	F	M
LC 024B 04									0.438	11.11	22.00	0.392	0.202	5.13	F	F	M
LC 024B 05									0.500	12.70	19.00	0.339	0.221	5.61	F	F	M
LC 024B 06									0.563	14.29	16.50	0.294	0.248	6.30	F	F	M
LC 024B 07									0.625	15.88	15.00	0.267	0.269	6.83	F	F	M
LC 024B 08									0.750	19.05	12.00	0.214	0.322	8.18	F	F	M
LC 024B 09									0.875	22.22	10.25	0.183	0.370	9.40	F	F	M
LC 024B 10									1.000	25.40	9.00	0.160	0.416	10.57	F	F	M
LC 024B 11									1.125	28.58	7.75	0.138	0.466	11.84	F	F	M
LC 024B 12									1.250	31.75	7.00	0.125	0.510	12.95	F	F	M
LC 024B 13									1.500	38.10	5.75	0.102	0.598	15.19	F	F	M
LC 024B 14									1.750	44.45	5.00	0.089	0.672	17.07	F	F	M
LC 024B 15									2.000	50.80	4.30	0.077	0.769	19.53	F	F	M
LC 026B 01	.180	4.57	.188	4.78	.026	.66	6.750	3.057	0.250	6.35	60.00	1.070	0.138	3.50	F	F	M
LC 026B 02									0.313	7.94	47.00	0.838	0.157	3.99	F	F	M
LC 026B 03									0.375	9.52	37.00	0.660	0.190	4.83	F	F	M
LC 026B 04									0.438	11.11	31.00	0.553	0.215	5.46	F	F	M
LC 026B 05									0.500	12.70	27.00	0.481	0.235	5.97	F	F	M
LC 026B 06									0.563	14.29	23.00	0.410	0.274	6.96	F	F	M
LC 026B 07									0.625	15.88	21.00	0.374	0.287	7.29	F	F	M
LC 026B 08									0.688	17.46	19.00	0.339	0.313	7.95	F	F	M
LC 026B 09									0.750	19.05	17.00	0.303	0.345	8.76	F	F	M
LC 026B 10									0.813	20.64	16.00	0.285	0.365	9.27	F	F	M
LC 026B 11									0.875	22.22	15.00	0.267	0.391	9.93	F	F	M
LC 026B 12									1.000	25.40	12.25	0.218	0.453	11.51	F	F	M
LC 026B 13									1.125	28.58	10.80	0.192	0.512	13.00	F	F	M
LC 026B 14									1.250	31.75	9.70	0.173	0.552	14.02	F	F	M
LC 026B 15									1.500	38.10	8.00	0.143	0.680	17.27	F	F	M
LC 026B 16									1.750	44.45	6.90	0.123	0.766	19.46	F	F	M
LC 026B 17	2.000	50.80	6.00	0.107	0.871	22.12	F	F	M								

SPECIAL INSTRUCTIONS FOR COMPRESSION SERIES

STOCK NUMBERS: Add "M" to end of Stock Number for Music Wire; "S" for Type 302 Stainless; "S316" for Type 316 Stainless.

PRICING: See Inside Front Cover for 10 to 199 pricing. To price or order up to 1000 pcs., visit leespring.com; 1000+ pcs. contact Lee Spring.

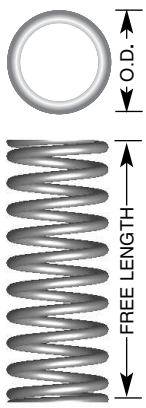
CALCULATIONS: Spring Rate and Load at Solid Hgt. are for Music Wire. For Type 302 or Type 316 Stainless, multiply figures shown by 5/6 (.833).

COMPRESSION SPRINGS: STANDARD SERIES (INCH)

ENDS ARE GROUND • Music Wire (Plated) or Stainless Steel (Passivated)

LEE STOCK NUMBER	OUTSIDE DIAMETER		TO WORK IN HOLE DIAMETER		WIRE DIAMETER		APPROX. LOAD AT SOLID HGT.		FREE LENGTH		SPRING RATE		SOLID HEIGHT		PRICE GROUP		
	IN.	MM	IN.	MM	IN.	MM	LB.	KG	IN.	MM	LB/IN.	KG/MM	IN.	MM	Music Wire	#302 Stainless	#316 Stainless
															M	S	S316
LC 029B 0	.180	4.57	.188	4.78	.029	.74	9.500	4.302	0.250	6.35	97.80	1.747	0.159	4.04	F	F	M
LC 029B 01									0.313	7.94	76.00	1.355	0.187	4.75	F	F	M
LC 029B 02									0.375	9.52	61.00	1.088	0.220	5.59	F	F	M
LC 029B 03									0.438	11.11	50.00	0.892	0.249	6.32	F	F	M
LC 029B 04									0.500	12.70	43.00	0.767	0.280	7.11	F	F	M
LC 029B 05									0.563	14.29	37.50	0.669	0.315	8.00	F	F	M
LC 029B 06									0.625	15.88	33.00	0.588	0.344	8.74	F	F	M
LC 029B 07									0.688	17.46	30.00	0.535	0.372	9.45	F	F	M
LC 029B 08									0.750	19.05	27.00	0.481	0.410	10.41	F	F	M
LC 029B 09									0.813	20.64	25.00	0.446	0.437	11.10	F	F	M
LC 029B 10									0.875	22.22	23.00	0.410	0.468	11.89	F	F	M
LC 029B 11									0.938	23.81	21.25	0.379	0.502	12.75	F	F	M
LC 029B 12									1.000	25.40	19.50	0.348	0.532	13.51	F	F	M
LC 029B 13									1.125	28.58	17.50	0.312	0.590	14.99	F	F	M
LC 029B 14									1.250	31.75	15.50	0.276	0.647	16.43	F	F	M
LC 029B 15									1.375	34.92	14.00	0.250	0.715	18.16	F	F	M
LC 029B 16									1.500	38.10	12.75	0.227	0.770	19.56	F	F	M
LC 029B 17									1.750	44.45	10.80	0.192	0.885	22.48	F	F	M
LC 029B 18	2.000	50.80	9.50	0.169	1.015	25.78	F	F	M								
LC 032B 01	.180	4.57	.188	4.78	.032	.81	12.500	5.670	0.313	7.94	122.00	2.175	0.193	4.90	F	F	M
LC 032B 02									0.375	9.52	95.00	1.694	0.233	5.92	F	F	M
LC 032B 03									0.438	11.11	80.00	1.426	0.257	6.53	F	F	M
LC 032B 04									0.500	12.70	65.00	1.159	0.305	7.75	F	F	M
LC 032B 05									0.563	14.29	58.00	1.034	0.337	8.56	F	F	M
LC 032B 06									0.625	15.88	51.00	0.909	0.369	9.37	F	F	M
LC 032B 07									0.688	17.46	47.00	0.838	0.393	9.98	F	F	M
LC 032B 08									0.750	19.05	41.00	0.731	0.450	11.43	F	F	M
LC 032B 09									0.813	20.64	37.00	0.660	0.481	12.22	F	F	M
LC 032B 10									0.875	22.22	34.00	0.606	0.530	13.46	F	F	M
LC 032B 11									0.938	23.81	32.00	0.570	0.561	14.25	F	F	M
LC 032B 12									1.000	25.40	29.00	0.517	0.601	15.27	F	F	M
LC 032B 13									1.125	28.58	26.00	0.464	0.674	17.12	G	G	N
LC 032B 14									1.250	31.75	23.50	0.419	0.739	18.77	G	G	N
LC 032B 15									1.375	34.92	21.00	0.374	0.819	20.80	G	G	N
LC 032B 16									1.500	38.10	19.50	0.348	0.877	22.28	G	G	N
LC 032B 17									1.750	44.45	16.50	0.294	0.994	25.25	G	G	N
LC 032B 18									2.000	50.80	14.20	0.253	1.181	30.00	G	G	N

COMPRESSION SPRINGS



SPECIAL INSTRUCTIONS FOR COMPRESSION SERIES

STOCK NUMBERS: Add "M" to end of Stock Number for Music Wire; "S" for Type 302 Stainless; "S316" for Type 316 Stainless.
PRICING: See Inside Front Cover for 10 to 199 pricing. To price or order up to 1000 pcs., visit leespring.com; 1000+ pcs. contact Lee Spring.
CALCULATIONS: Spring Rate and Load at Solid Hgt. are for Music Wire. For Type 302 or Type 316 Stainless, multiply figures shown by 5/6 (.833).

COMPRESSION SPRINGS: STANDARD SERIES (INCH)

ENDS ARE GROUND • Music Wire (Plated) or Stainless Steel (Passivated)

LEE STOCK NUMBER	OUTSIDE DIAMETER		TO WORK IN HOLE DIAMETER		WIRE DIAMETER		APPROX. LOAD AT SOLID HGT.		FREE LENGTH		SPRING RATE		SOLID HEIGHT		PRICE GROUP		
	IN.	MM	IN.	MM	IN.	MM	LB.	KG	IN.	MM	LB/IN.	KG/MM	IN.	MM	Music Wire	#302 Stainless	#316 Stainless
LC 035B 01	.180	4.57	.188	4.78	.035	.89	16.610	7.540	0.375	9.53	139.20	2.486	0.263	6.69	F	F	M
LC 035B 02									0.438	11.13	115.37	2.060	0.303	7.69	F	F	M
LC 035B 03									0.500	12.70	98.73	1.763	0.342	8.68	F	F	M
LC 035B 04									0.563	14.30	86.12	1.538	0.381	9.68	F	F	M
LC 035B 05									0.625	15.88	76.50	1.366	0.420	10.67	F	F	M
LC 035B 06									0.688	17.48	68.70	1.227	0.460	11.67	F	F	M
LC 035B 07									0.750	19.05	62.43	1.115	0.498	12.66	F	F	M
LC 035B 08									0.813	20.65	57.14	1.020	0.538	13.66	G	G	N
LC 035B 09									0.875	22.23	52.74	0.942	0.577	14.65	G	G	N
LC 035B 10									0.938	22.83	48.91	0.873	0.616	15.65	G	G	N
LC 035B 11									1.000	25.40	45.65	0.815	0.655	16.64	G	G	N
LC 035B 12									1.125	28.58	40.24	0.719	0.734	18.63	G	G	N
LC 035B 13									1.250	31.75	35.98	0.643	0.812	20.62	G	G	N
LC 035B 14									1.375	34.93	32.53	0.581	0.890	22.61	G	G	N
LC 035B 15									1.500	38.10	29.69	0.530	0.969	24.60	G	G	N
LC 035B 16									1.750	44.45	25.27	0.451	1.125	28.58	G	G	N
LC 035B 17									2.000	50.80	22.00	0.393	1.282	32.57	G	G	N
LC 035B 18									2.250	57.15	19.47	0.348	1.439	36.55	G	G	N
LC 014BB 01	.188	4.78	.203	5.16	.014	.36	.594	.269	0.250	6.35	3.40	0.061	0.075	1.91	F	F	M
LC 014BB 02									0.313	7.95	2.65	0.047	0.088	2.25	F	F	M
LC 014BB 03									0.375	9.53	2.17	0.039	0.101	2.58	F	F	M
LC 014BB 04									0.438	11.13	1.84	0.033	0.115	2.91	F	F	M
LC 014BB 05									0.500	12.70	1.60	0.029	0.128	3.24	F	F	M
LC 014BB 06									0.563	14.30	1.41	0.025	0.141	3.57	F	F	M
LC 014BB 07									0.625	15.88	1.26	0.023	0.154	3.90	F	F	M
LC 014BB 08									0.750	19.05	1.04	0.019	0.180	4.57	F	F	M
LC 014BB 09									0.875	22.23	0.89	0.016	0.206	5.23	F	F	M
LC 014BB 10									1.000	25.40	0.78	0.014	0.232	5.90	F	F	M
LC 014BB 11									1.250	31.75	0.62	0.011	0.284	7.22	F	F	M
LC 014BB 12									1.375	34.93	0.56	0.010	0.311	7.89	F	F	M
LC 014BB 13									1.500	38.10	0.51	0.009	0.337	8.55	F	F	M
LC 014BB 14									1.750	44.45	0.44	0.008	0.389	9.88	F	F	M
LC 018BB 01	.188	4.78	.203	5.16	.018	.46	2.509	1.138	0.250	6.35	14.57	0.260	0.078	1.98	F	F	M
LC 018BB 02									0.313	7.95	11.26	0.201	0.090	2.28	F	F	M
LC 018BB 03									0.375	9.53	9.20	0.164	0.102	2.58	F	F	M
LC 018BB 04									0.438	11.13	7.76	0.139	0.114	2.89	F	F	M
LC 018BB 05									0.500	12.70	7.00	0.125	0.122	3.11	F	F	M
LC 018BB 06									0.563	14.30	5.92	0.106	0.137	3.49	F	F	M
LC 018BB 07									0.625	15.88	5.29	0.095	0.149	3.79	F	F	M
LC 018BB 08									0.688	17.48	4.78	0.085	0.161	4.10	F	F	M
LC 018BB 09									0.750	19.05	4.37	0.078	0.173	4.40	F	F	M
LC 018BB 10									0.875	22.23	3.72	0.066	0.197	5.00	F	F	M
LC 018BB 11									0.938	23.83	3.46	0.062	0.209	5.31	F	F	M
LC 018BB 12									1.000	25.40	3.10	0.055	0.237	6.03	F	F	M
LC 018BB 13									1.125	28.58	2.86	0.051	0.245	6.21	F	F	M
LC 018BB 14									1.250	31.75	2.57	0.046	0.268	6.82	F	F	M
LC 018BB 15									1.500	38.10	2.13	0.038	0.316	8.03	F	F	M
LC 018BB 16									1.750	44.45	1.82	0.032	0.364	9.24	F	F	M

SPECIAL INSTRUCTIONS FOR COMPRESSION SERIES

STOCK NUMBERS: Add "M" to end of Stock Number for Music Wire; "S" for Type 302 Stainless; "S316" for Type 316 Stainless.

PRICING: See Inside Front Cover for 10 to 199 pricing. To price or order up to 1000 pcs., visit leespring.com; 1000+ pcs. contact Lee Spring.

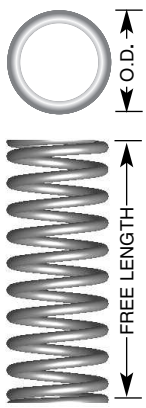
CALCULATIONS: Spring Rate and Load at Solid Hgt. are for Music Wire. For Type 302 or Type 316 Stainless, multiply figures shown by 5/6 (.833).

COMPRESSION SPRINGS: STANDARD SERIES (INCH)

ENDS ARE GROUND • Music Wire (Plated) or Stainless Steel (Passivated)

LEE STOCK NUMBER	OUTSIDE DIAMETER		TO WORK IN HOLE DIAMETER		WIRE DIAMETER		APPROX. LOAD AT SOLID HGT.		FREE LENGTH		SPRING RATE		SOLID HEIGHT		PRICE GROUP		
	IN.	MM	IN.	MM	IN.	MM	LB.	KG	IN.	MM	LB./IN.	KG/MM	IN.	MM	Music Wire	#302 Stainless	#316 Stainless
															M	S	S316
LC 020BB 01	.188	4.78	.203	5.16	.020	.51	3.212	1.457	0.250	6.35	20.42	0.365	0.093	2.36	F	F	M
LC 020BB 02									0.313	7.95	15.71	0.280	0.108	2.75	F	F	M
LC 020BB 03									0.375	9.53	12.80	0.229	0.123	3.13	F	F	M
LC 020BB 04									0.438	11.13	10.77	0.192	0.139	3.53	F	F	M
LC 020BB 05									0.500	12.70	9.32	0.166	0.154	3.91	F	F	M
LC 020BB 06									0.563	14.30	8.20	0.146	0.170	4.31	F	F	M
LC 020BB 07									0.625	15.88	7.33	0.131	0.185	4.69	F	F	M
LC 020BB 08									0.688	17.48	6.62	0.118	0.200	5.09	F	F	M
LC 020BB 09									0.750	19.05	6.04	0.108	0.215	5.47	F	F	M
LC 020BB 10									0.875	22.23	5.14	0.092	0.246	6.25	F	F	M
LC 020BB 11									0.938	23.83	4.78	0.085	0.262	6.64	F	F	M
LC 020BB 12									1.000	25.40	4.47	0.080	0.277	7.03	F	F	M
LC 020BB 13									1.125	28.58	3.95	0.071	0.307	7.81	F	F	M
LC 020BB 14									1.250	31.75	3.54	0.063	0.338	8.59	F	F	M
LC 020BB 15									1.500	38.10	2.94	0.052	0.399	10.15	F	F	M
LC 020BB 16									1.750	44.45	2.51	0.045	0.461	11.70	F	F	M
LC 023BB 01	.188	4.78	.203	5.16	.023	.58	4.000	1.814	0.250	6.35	30.77	0.549	0.120	3.05	F	F	M
LC 023BB 02									0.313	7.95	23.51	0.420	0.142	3.62	F	F	M
LC 023BB 03									0.375	9.53	19.08	0.341	0.164	4.18	F	F	M
LC 023BB 04									0.438	11.13	16.01	0.286	0.187	4.75	F	F	M
LC 023BB 05									0.500	12.70	13.82	0.247	0.209	5.31	F	F	M
LC 023BB 06									0.563	14.30	12.14	0.217	0.231	5.88	F	F	M
LC 023BB 07									0.625	15.88	10.84	0.194	0.253	6.44	F	F	M
LC 023BB 08									0.750	19.05	8.92	0.159	0.298	7.57	F	F	M
LC 023BB 09									0.875	22.23	7.57	0.135	0.342	8.70	F	F	M
LC 023BB 10									1.000	25.40	6.58	0.117	0.387	9.83	F	F	M
LC 023BB 11									1.250	31.75	5.21	0.093	0.476	12.09	F	F	M
LC 023BB 12									1.375	34.93	4.72	0.084	0.520	13.22	F	F	M
LC 023BB 13									1.500	38.10	4.32	0.077	0.565	14.35	F	F	M
LC 023BB 14									1.750	44.45	3.65	0.065	0.654	16.61	F	F	M
LC 023BB 15									2.000	50.80	3.18	0.057	0.743	18.87	F	F	M
LC 026BB 01	.188	4.78	.203	5.16	.026	.66	7.683	3.485	0.250	6.35	61.09	1.091	0.124	3.16	F	F	M
LC 026BB 02									0.313	7.95	46.35	0.828	0.147	3.73	F	F	M
LC 026BB 03									0.375	9.53	37.45	0.669	0.169	4.29	F	F	M
LC 026BB 04									0.438	11.13	31.34	0.560	0.191	4.86	F	F	M
LC 026BB 05									0.500	12.70	27.00	0.482	0.213	5.42	F	F	M
LC 026BB 06									0.563	14.30	23.67	0.423	0.236	5.99	F	F	M
LC 026BB 07									0.625	15.88	21.11	0.377	0.258	6.56	F	F	M
LC 026BB 08									0.688	17.48	19.02	0.340	0.281	7.13	F	F	M
LC 026BB 09									0.750	19.05	17.33	0.309	0.303	7.69	F	F	M
LC 026BB 10									0.875	22.23	14.70	0.262	0.347	8.82	F	F	M
LC 026BB 11									0.938	23.83	13.65	0.244	0.370	9.39	F	F	M
LC 026BB 12									1.000	25.40	12.20	0.218	0.398	10.12	F	F	M
LC 026BB 13									1.125	28.58	11.19	0.200	0.439	11.16	F	F	M
LC 026BB 14									1.250	31.75	10.03	0.179	0.484	12.30	F	F	M
LC 026BB 15									1.500	38.10	8.30	0.148	0.574	14.58	F	F	M
LC 026BB 16	1.750	44.45	7.07	0.126	0.664	16.86	F	F	M								

COMPRESSION SPRINGS



SPECIAL INSTRUCTIONS FOR COMPRESSION SERIES

STOCK NUMBERS: Add "M" to end of Stock Number for Music Wire; "S" for Type 302 Stainless; "S316" for Type 316 Stainless.
PRICING: See Inside Front Cover for 10 to 199 pricing. To price or order up to 1000 pcs., visit leespring.com; 1000+ pcs. contact Lee Spring.
CALCULATIONS: Spring Rate and Load at Solid Hgt. are for Music Wire. For Type 302 or Type 316 Stainless, multiply figures shown by 5/6 (.833).

COMPRESSION SPRINGS: STANDARD SERIES (INCH)

ENDS ARE GROUND • Music Wire (Plated) or Stainless Steel (Passivated)

COMPRESSION SPRINGS

LEE STOCK NUMBER	OUTSIDE DIAMETER		TO WORK IN HOLE DIAMETER		WIRE DIAMETER		APPROX. LOAD AT SOLID HGT.		FREE LENGTH		SPRING RATE		SOLID HEIGHT		PRICE GROUP		
	IN.	MM	IN.	MM	IN.	MM	LB.	KG	IN.	MM	LB/IN.	KG/MM	IN.	MM	Music Wire	#302 Stainless	#316 Stainless
LC 029BB 01	.188	4.78	.203	5.16	.029	.74	10.630	4.822	0.250	6.35	97.31	1.738	0.141	3.58	F	F	M
LC 029BB 02									0.313	7.95	73.27	1.308	0.167	4.25	F	F	M
LC 029BB 03									0.375	9.53	58.94	1.053	0.193	4.92	F	F	M
LC 029BB 04									0.438	11.13	49.17	0.878	0.220	5.59	F	F	M
LC 029BB 05									0.500	12.70	42.27	0.755	0.246	6.25	F	F	M
LC 029BB 06									0.563	14.30	37.00	0.661	0.273	6.93	F	F	M
LC 029BB 07									0.625	15.88	32.95	0.588	0.299	7.59	F	F	M
LC 029BB 08									0.688	17.48	29.66	0.530	0.326	8.27	F	F	M
LC 029BB 09									0.750	19.05	27.00	0.482	0.352	8.93	F	F	M
LC 029BB 10									0.813	20.65	24.75	0.442	0.378	9.61	F	F	M
LC 029BB 11									0.875	22.23	22.87	0.408	0.404	10.27	F	F	M
LC 029BB 12									0.938	23.83	21.23	0.379	0.431	10.95	F	F	M
LC 029BB 13									1.125	28.58	17.51	0.313	0.510	12.95	F	F	M
LC 029BB 14									1.250	31.75	15.67	0.280	0.563	14.29	F	F	M
LC 029BB 15									1.375	34.93	14.19	0.253	0.615	15.63	F	F	M
LC 029BB 16									1.500	38.10	12.80	0.229	0.668	16.97	F	F	M
LC 029BB 17									1.750	44.45	11.04	0.197	0.774	19.65	F	F	M
LC 029BB 18									2.000	50.80	9.62	0.172	0.879	22.33	F	F	M
LC 032BB 01	.188	4.78	.203	5.16	.032	.81	14.110	6.399	0.250	6.35	151.54	2.706	0.157	3.99	F	F	M
LC 032BB 02									0.313	7.95	113.20	2.021	0.188	4.77	F	F	M
LC 032BB 03									0.375	9.53	90.63	1.618	0.218	5.54	F	F	M
LC 032BB 04									0.438	11.13	75.36	1.346	0.249	6.32	F	F	M
LC 032BB 05									0.500	12.70	64.65	1.154	0.279	7.09	F	F	M
LC 032BB 06									0.563	14.30	56.49	1.009	0.310	7.87	F	F	M
LC 032BB 07									0.625	15.88	50.24	0.897	0.340	8.65	F	F	M
LC 032BB 08									0.688	17.48	45.17	0.807	0.371	9.43	F	F	M
LC 032BB 09									0.750	19.05	41.09	0.734	0.401	10.20	F	F	M
LC 032BB 10									0.813	20.65	37.63	0.672	0.432	10.98	F	F	M
LC 032BB 11									0.875	22.23	34.75	0.621	0.463	11.75	F	F	M
LC 032BB 12									0.938	23.83	32.25	0.576	0.493	12.53	F	F	M
LC 032BB 13									1.000	25.40	30.11	0.538	0.524	13.30	F	F	M
LC 032BB 14									1.125	28.58	26.57	0.474	0.585	14.86	G	G	N
LC 032BB 15									1.250	31.75	23.77	0.424	0.646	16.41	G	G	N
LC 032BB 16									1.375	34.93	21.50	0.384	0.707	17.96	G	G	N
LC 032BB 17									1.500	38.10	19.40	0.346	0.768	19.52	G	G	N
LC 032BB 18									1.750	44.45	16.72	0.299	0.891	22.62	G	G	N
LC 032BB 19									2.000	50.80	14.56	0.260	1.013	25.73	G	G	N

SPECIAL INSTRUCTIONS FOR COMPRESSION SERIES

STOCK NUMBERS: Add "M" to end of Stock Number for Music Wire; "S" for Type 302 Stainless; "S316" for Type 316 Stainless.

PRICING: See Inside Front Cover for 10 to 199 pricing. To price or order up to 1000 pcs., visit leespring.com; 1000+ pcs. contact Lee Spring.

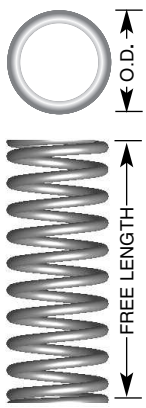
CALCULATIONS: Spring Rate and Load at Solid Hgt. are for Music Wire. For Type 302 or Type 316 Stainless, multiply figures shown by 5/6 (.833).

COMPRESSION SPRINGS: STANDARD SERIES (INCH)

ENDS ARE GROUND • Music Wire (Plated) or Stainless Steel (Passivated)

LEE STOCK NUMBER	OUTSIDE DIAMETER		TO WORK IN HOLE DIAMETER		WIRE DIAMETER		APPROX. LOAD AT SOLID HGT.		FREE LENGTH		SPRING RATE		SOLID HEIGHT		PRICE GROUP		
	IN.	MM	IN.	MM	IN.	MM	LB.	KG	IN.	MM	LB/IN.	KG/MM	IN.	MM	Music Wire	#302 Stainless	#316 Stainless
															M	S	S316
LC 018BC 01	.210	5.33	.219	5.56	.018	.46	2.000	.910	0.250	6.35	11.10	0.199	0.074	1.88	G	G	N
LC 018BC 02									0.313	7.95	8.60	0.153	0.085	2.16	G	G	N
LC 018BC 03									0.375	9.53	7.00	0.125	0.096	2.43	G	G	N
LC 018BC 04									0.438	11.13	5.90	0.106	0.107	2.71	G	G	N
LC 018BC 05									0.500	12.70	5.10	0.092	0.117	2.98	G	G	N
LC 018BC 06									0.563	14.30	4.50	0.081	0.128	3.26	G	G	N
LC 018BC 07									0.625	15.88	4.00	0.072	0.139	3.53	G	G	N
LC 018BC 08									0.688	17.48	3.70	0.065	0.150	3.81	G	G	N
LC 018BC 09									0.750	19.05	3.30	0.060	0.161	4.08	G	G	N
LC 018BC 10									0.813	20.65	3.10	0.055	0.172	4.36	G	G	N
LC 018BC 11									0.880	22.35	2.80	0.050	0.183	4.66	G	G	N
LC 018BC 12									1.000	25.40	2.50	0.044	0.204	5.18	G	G	N
LC 018BC 13									1.250	31.75	2.00	0.035	0.247	6.28	G	G	N
LC 018BC 14									1.500	38.10	1.60	0.029	0.291	7.39	G	G	N
LC 018BC 15									1.750	44.45	1.40	0.025	0.332	8.43	G	G	N
LC 018BC 16									2.000	50.80	1.20	0.021	0.381	9.67	G	G	N
LC 022BC 00	.210	5.33	.219	5.56	.022	.56	3.000	1.359	0.250	6.35	19.80	0.354	0.112	2.84	G	G	N
LC 022BC 0									0.313	7.92	15.20	0.271	0.130	3.30	G	G	N
LC 022BC 01									0.375	9.52	12.25	0.218	0.139	3.53	G	G	N
LC 022BC 02									0.438	11.11	10.50	0.187	0.156	3.96	G	G	N
LC 022BC 03									0.500	12.70	9.00	0.160	0.174	4.42	G	G	N
LC 022BC 04									0.563	14.29	7.90	0.141	0.193	4.90	G	G	N
LC 022BC 05									0.625	15.88	7.00	0.125	0.209	5.31	G	G	N
LC 022BC 06									0.688	17.46	6.30	0.112	0.229	5.82	G	G	N
LC 022BC 07									0.750	19.05	5.70	0.102	0.246	6.25	G	G	N
LC 022BC 08									0.813	20.64	5.25	0.094	0.264	6.70	G	G	N
LC 022BC 09									1.000	25.40	4.20	0.075	0.317	8.05	G	G	N
LC 022BC 10									1.250	31.75	3.40	0.061	0.389	9.88	G	G	N
LC 022BC 11									1.500	38.10	2.75	0.049	0.476	12.09	G	G	N
LC 022BC 12	1.750	44.45	2.39	0.043	0.547	13.89	G	G	N								
LC 022BC 13	2.000	50.80	2.08	0.037	0.621	15.78	G	G	N								
LC 026BC 00	.210	5.33	.219	5.56	.026	.66	5.000	2.264	0.250	6.35	38.40	0.686	0.137	3.48	G	G	N
LC 026BC 0									0.313	7.92	29.30	0.523	0.160	4.06	G	G	N
LC 026BC 01									0.375	9.52	23.50	0.419	0.176	4.47	G	G	N
LC 026BC 02									0.438	11.11	19.80	0.353	0.200	5.08	G	G	N
LC 026BC 03									0.500	12.70	17.00	0.303	0.224	5.69	G	G	N
LC 026BC 04									0.563	14.29	15.00	0.267	0.247	6.27	G	G	N
LC 026BC 05									0.625	15.88	13.00	0.232	0.271	6.88	G	G	N
LC 026BC 06									0.688	17.46	12.00	0.214	0.294	7.47	G	G	N
LC 026BC 07									0.750	19.05	11.00	0.196	0.319	8.10	G	G	N
LC 026BC 08									0.813	20.64	10.00	0.178	0.344	8.74	G	G	N
LC 026BC 09									1.000	25.40	8.00	0.143	0.416	10.57	G	G	N
LC 026BC 10									1.250	31.75	6.30	0.112	0.510	12.95	G	G	N
LC 026BC 11	1.500	38.10	5.25	0.094	0.605	15.37	G	G	N								
LC 026BC 12	1.750	44.45	4.47	0.080	0.713	18.10	G	G	N								
LC 026BC 13	2.000	50.80	3.90	0.070	0.809	20.55	G	G	N								

COMPRESSION SPRINGS



SPECIAL INSTRUCTIONS FOR COMPRESSION SERIES

STOCK NUMBERS: Add "M" to end of Stock Number for Music Wire; "S" for Type 302 Stainless; "S316" for Type 316 Stainless.

PRICING: See Inside Front Cover for 10 to 199 pricing. To price or order up to 1000 pcs., visit leespring.com; 1000+ pcs. contact Lee Spring.

CALCULATIONS: Spring Rate and Load at Solid Hgt. are for Music Wire. For Type 302 or Type 316 Stainless, multiply figures shown by 5/6 (.833).

COMPRESSION SPRINGS: STANDARD SERIES (INCH)

ENDS ARE GROUND • Music Wire (Plated) or Stainless Steel (Passivated)

COMPRESSION SPRINGS

LEE STOCK NUMBER	OUTSIDE DIAMETER		TO WORK IN HOLE DIAMETER		WIRE DIAMETER		APPROX. LOAD AT SOLID HGT.		FREE LENGTH		SPRING RATE		SOLID HEIGHT		PRICE GROUP		
	IN.	MM	IN.	MM	IN.	MM	LB.	KG	IN.	MM	LB/IN.	KG/MM	IN.	MM	Music Wire	#302 Stainless	#316 Stainless
LC 016BD 01	.218	5.54	.234	5.95	.016	.41	.825	.374	0.250	6.35	4.71	0.084	0.075	1.90	G	G	N
LC 016BD 02									0.313	7.95	3.65	0.065	0.087	2.21	G	G	N
LC 016BD 03									0.375	9.53	2.99	0.053	0.099	2.51	G	G	N
LC 016BD 04									0.438	11.13	2.53	0.045	0.111	2.81	G	G	N
LC 016BD 05									0.500	12.70	2.19	0.039	0.123	3.12	G	G	N
LC 016BD 06									0.563	14.30	1.93	0.034	0.135	3.42	G	G	N
LC 016BD 07									0.625	15.88	1.73	0.031	0.147	3.72	G	G	N
LC 016BD 08									0.750	19.05	1.43	0.026	0.171	4.33	G	G	N
LC 016BD 09									0.875	22.23	1.22	0.022	0.194	4.94	G	G	N
LC 016BD 10									1.000	25.40	1.06	0.019	0.218	5.55	G	G	N
LC 016BD 11									1.250	31.75	0.84	0.015	0.266	6.77	G	G	N
LC 016BD 12									1.375	34.93	0.76	0.014	0.290	7.37	G	G	N
LC 016BD 13									1.500	38.10	0.70	0.012	0.314	7.98	G	G	N
LC 016BD 14									1.750	44.45	0.60	0.011	0.362	9.20	G	G	N
LC 018BD 01	.218	5.54	.234	5.95	.018	.46	.982	.446	0.250	6.35	6.33	0.113	0.095	2.41	G	G	N
LC 018BD 02									0.313	7.95	4.89	0.087	0.112	2.84	G	G	N
LC 018BD 03									0.375	9.53	3.99	0.071	0.128	3.26	G	G	N
LC 018BD 04									0.438	11.13	3.37	0.060	0.145	3.69	G	G	N
LC 018BD 05									0.500	12.70	2.92	0.052	0.162	4.12	G	G	N
LC 018BD 06									0.563	14.30	2.57	0.046	0.179	4.55	G	G	N
LC 018BD 07									0.625	15.88	2.30	0.041	0.196	4.97	G	G	N
LC 018BD 08									0.750	19.05	1.90	0.034	0.230	5.83	G	G	N
LC 018BD 09									0.875	22.23	1.61	0.029	0.263	6.69	G	G	N
LC 018BD 10									1.000	25.40	1.40	0.025	0.297	7.54	G	G	N
LC 018BD 11									1.250	31.75	1.12	0.020	0.364	9.25	G	G	N
LC 018BD 12									1.375	34.93	1.01	0.018	0.398	10.11	G	G	N
LC 018BD 13									1.500	38.10	0.92	0.017	0.432	10.96	G	G	N
LC 018BD 14									1.750	44.45	0.79	0.014	0.499	12.68	G	G	N
LC 020BD 01	.218	5.54	.234	5.95	.020	.51	2.376	1.078	0.250	6.35	14.43	0.258	0.085	2.17	G	G	N
LC 020BD 02									0.313	7.95	11.10	0.198	0.099	2.50	G	G	N
LC 020BD 03									0.375	9.53	9.05	0.162	0.112	2.84	G	G	N
LC 020BD 04									0.438	11.13	7.61	0.136	0.125	3.17	G	G	N
LC 020BD 05									0.500	12.70	6.59	0.118	0.138	3.50	G	G	N
LC 020BD 06									0.563	14.30	5.79	0.103	0.151	3.84	G	G	N
LC 020BD 07									0.625	15.88	5.18	0.093	0.164	4.17	G	G	N
LC 020BD 08									0.688	17.48	4.68	0.084	0.177	4.51	G	G	N
LC 020BD 09									0.750	19.05	4.27	0.076	0.190	4.84	G	G	N
LC 020BD 10									0.875	22.23	3.63	0.065	0.217	5.50	G	G	N
LC 020BD 11									1.000	25.40	3.16	0.056	0.243	6.17	G	G	N
LC 020BD 12									1.250	31.75	2.50	0.045	0.296	7.51	G	G	N
LC 020BD 13									1.375	34.93	2.27	0.041	0.322	8.17	G	G	N
LC 020BD 14									1.500	38.10	2.08	0.037	0.348	8.84	G	G	N
LC 020BD 15									1.750	44.45	1.77	0.032	0.401	10.18	G	G	N

SPECIAL INSTRUCTIONS FOR COMPRESSION SERIES

STOCK NUMBERS: Add "M" to end of Stock Number for Music Wire; "S" for Type 302 Stainless; "S316" for Type 316 Stainless.

PRICING: See Inside Front Cover for 10 to 199 pricing. To price or order up to 1000 pcs., visit leespring.com; 1000+ pcs. contact Lee Spring.

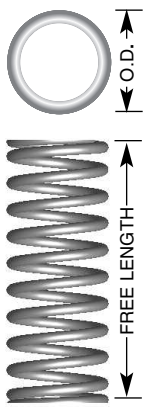
CALCULATIONS: Spring Rate and Load at Solid Hgt. are for Music Wire. For Type 302 or Type 316 Stainless, multiply figures shown by 5/6 (.833).

COMPRESSION SPRINGS: STANDARD SERIES (INCH)

ENDS ARE GROUND • Music Wire (Plated) or Stainless Steel (Passivated)

LEE STOCK NUMBER	OUTSIDE DIAMETER		TO WORK IN HOLE DIAMETER		WIRE DIAMETER		APPROX. LOAD AT SOLID HGT.		FREE LENGTH		SPRING RATE		SOLID HEIGHT		PRICE GROUP		
	IN.	MM	IN.	MM	IN.	MM	LB.	KG	IN.	MM	LB/IN.	KG/MM	IN.	MM	Music Wire	#302 Stainless	#316 Stainless
															M	S	S316
LC 028BD 01	.218	5.54	.234	5.95	.028	.71	6.649	3.016	0.250	6.35	54.73	0.977	0.129	3.26	G	G	N
LC 028BD 02									0.313	7.95	41.31	0.738	0.152	3.85	G	G	N
LC 028BD 03									0.375	9.53	33.29	0.594	0.174	4.42	G	G	N
LC 028BD 04									0.438	11.13	27.80	0.496	0.197	5.01	G	G	N
LC 028BD 05									0.500	12.70	23.91	0.427	0.220	5.58	G	G	N
LC 028BD 06									0.563	14.30	20.94	0.374	0.243	6.17	G	G	N
LC 028BD 07									0.625	15.88	18.66	0.333	0.265	6.74	G	G	N
LC 028BD 08									0.688	17.48	16.80	0.300	0.288	7.33	G	G	N
LC 028BD 09									0.750	19.05	15.30	0.273	0.311	7.90	G	G	N
LC 028BD 10									0.875	22.23	12.96	0.232	0.357	9.06	G	G	N
LC 028BD 11									1.000	25.40	11.25	0.201	0.402	10.22	G	G	N
LC 028BD 12									1.250	31.75	8.89	0.159	0.494	12.54	G	G	N
LC 028BD 13									1.375	34.93	8.05	0.144	0.539	13.70	G	G	N
LC 028BD 14									1.500	38.10	7.35	0.131	0.585	14.86	G	G	N
LC 028BD 15									1.750	44.45	6.27	0.112	0.676	17.18	G	G	N
LC 016C 01									.240	6.10	.250	6.35	.016	.41	1.200	.550	0.250
LC 016C 02	0.312	7.92	4.83	0.086	0.063	1.60	F	F									M
LC 016C 03	0.375	9.53	3.94	0.070	0.070	1.77	F	F									M
LC 016C 04	0.438	11.13	3.33	0.059	0.076	1.94	F	F									M
LC 016C 05	0.500	12.70	2.89	0.052	0.083	2.11	F	F									M
LC 016C 06	0.562	14.27	2.55	0.046	0.089	2.27	F	F									M
LC 016C 07	0.625	15.88	2.28	0.041	0.096	2.44	F	F									M
LC 016C 08	0.687	17.45	2.06	0.037	0.103	2.61	F	F									M
LC 016C 09	0.750	19.05	1.88	0.034	0.110	2.78	F	F									M
LC 016C 10	0.812	20.62	1.73	0.031	0.116	2.95	G	G									N
LC 016C 11	0.875	22.23	1.60	0.029	0.123	3.12	G	G									N
LC 016C 12	0.937	23.80	1.49	0.027	0.129	3.29	G	G									N
LC 016C 13	1.000	25.40	1.40	0.025	0.136	3.46	G	G									N
LC 016C 14	1.250	31.75	1.11	0.020	0.163	4.14	G	G									N
LC 016C 15	1.500	38.10	0.92	0.016	0.190	4.81	G	G									N
LC 016C 16	1.750	44.45	0.80	0.014	0.213	5.41	G	G									N
LC 016C 17	2.000	50.80	0.70	0.013	0.239	6.07	G	G									N

COMPRESSION SPRINGS



SPECIAL INSTRUCTIONS FOR COMPRESSION SERIES

STOCK NUMBERS: Add "M" to end of Stock Number for Music Wire; "S" for Type 302 Stainless; "S316" for Type 316 Stainless.
PRICING: See Inside Front Cover for 10 to 199 pricing. To price or order up to 1000 pcs., visit leespring.com; 1000+ pcs. contact Lee Spring.
CALCULATIONS: Spring Rate and Load at Solid Hgt. are for Music Wire. For Type 302 or Type 316 Stainless, multiply figures shown by 5/6 (.833).

COMPRESSION SPRINGS: STANDARD SERIES (INCH)

ENDS ARE GROUND • Music Wire (Plated) or Stainless Steel (Passivated)

COMPRESSION SPRINGS

LEE STOCK NUMBER	OUTSIDE DIAMETER		TO WORK IN HOLE DIAMETER		WIRE DIAMETER		APPROX. LOAD AT SOLID HGT.		FREE LENGTH		SPRING RATE		SOLID HEIGHT		PRICE GROUP		
	IN.	MM	IN.	MM	IN.	MM	LB.	KG	IN.	MM	LB/IN.	KG/MM	IN.	MM	Music Wire	#302 Stainless	#316 Stainless
LC 018C 01	.240	6.10	.250	6.35	.018	.46	1.750	.790	0.250	6.35	9.40	0.168	0.066	1.66	F	F	M
LC 018C 02									0.312	7.92	7.30	0.130	0.074	1.87	F	F	M
LC 018C 03									0.375	9.53	5.90	0.106	0.082	2.09	F	F	M
LC 018C 04									0.438	11.13	5.00	0.089	0.091	2.30	F	F	M
LC 018C 05									0.500	12.70	4.30	0.077	0.099	2.51	F	F	M
LC 018C 06									0.562	14.27	3.80	0.068	0.107	2.72	F	F	M
LC 018C 07									0.625	15.88	3.40	0.061	0.115	2.93	F	F	M
LC 018C 08									0.687	17.45	3.10	0.055	0.124	3.14	F	F	M
LC 018C 09									0.750	19.05	2.80	0.050	0.132	3.35	F	F	M
LC 018C 10									0.812	20.62	2.60	0.046	0.140	3.56	G	G	N
LC 018C 11									0.875	22.23	2.40	0.043	0.149	3.77	G	G	N
LC 018C 12									0.937	23.80	2.20	0.040	0.157	3.98	G	G	N
LC 018C 13									1.000	25.40	2.10	0.037	0.165	4.20	G	G	N
LC 018C 14									1.250	31.75	1.70	0.030	0.198	5.04	G	G	N
LC 018C 15									1.500	38.10	1.40	0.024	0.232	5.88	G	G	N
LC 018C 16									1.750	44.45	1.20	0.021	0.259	6.59	G	G	N
LC 018C 17									2.000	50.80	1.00	0.018	0.304	7.72	G	G	N
LC 020C 01	.240	6.10	.250	6.35	.020	.51	2.000	.906	0.250	6.35	11.00	0.196	0.082	2.08	F	F	M
LC 020C 02									0.313	7.94	8.60	0.153	0.094	2.39	F	F	M
LC 020C 03									0.375	9.52	6.75	0.120	0.108	2.74	F	F	M
LC 020C 04									0.438	11.11	5.60	0.100	0.120	3.05	F	F	M
LC 020C 05									0.500	12.70	4.90	0.087	0.132	3.35	F	F	M
LC 020C 06									0.563	14.29	4.40	0.078	0.144	3.66	F	F	M
LC 020C 07									0.625	15.88	3.80	0.068	0.158	4.01	F	F	M
LC 020C 08									0.688	17.46	3.50	0.062	0.170	4.32	F	F	M
LC 020C 09									0.750	19.05	3.20	0.057	0.182	4.62	F	F	M
LC 020C 10									0.813	20.64	2.90	0.052	0.194	4.93	G	G	N
LC 020C 11									0.875	22.22	2.70	0.048	0.208	5.28	G	G	N
LC 020C 12									1.000	25.40	2.40	0.043	0.232	5.89	G	G	N
LC 020C 13									1.250	31.75	1.90	0.034	0.282	7.16	G	G	N
LC 020C 14									1.500	38.10	1.57	0.028	0.332	8.43	G	G	N
LC 020C 15									1.750	44.45	1.32	0.024	0.382	9.70	G	G	N
LC 020C 16									2.000	50.80	1.15	0.020	0.432	10.97	G	G	N
LC 022C 00	.240	6.10	.250	6.35	.022	.56	3.250	1.472	0.250	6.35	18.30	0.326	0.085	2.16	F	F	M
LC 022C 0									0.313	7.94	14.10	0.251	0.097	2.46	F	F	M
LC 022C 01									0.375	9.52	12.00	0.214	0.111	2.82	F	F	M
LC 022C 02									0.438	11.11	10.00	0.178	0.122	3.10	F	F	M
LC 022C 03									0.500	12.70	9.00	0.160	0.133	3.38	F	F	M
LC 022C 04									0.563	14.29	8.00	0.143	0.144	3.66	F	F	M
LC 022C 05									0.625	15.88	7.00	0.125	0.155	3.94	F	F	M
LC 022C 06									0.688	17.46	6.00	0.107	0.177	4.50	F	F	M
LC 022C 07									0.750	19.05	5.50	0.098	0.188	4.78	F	F	M
LC 022C 08									0.813	20.64	5.00	0.089	0.199	5.05	G	G	N
LC 022C 09									1.000	25.40	4.25	0.076	0.225	5.72	G	G	N
LC 022C 10									1.250	31.75	3.30	0.059	0.283	7.19	G	G	N
LC 022C 11									1.500	38.10	2.80	0.050	0.324	8.23	G	G	N
LC 022C 12	1.750	44.45	2.30	0.041	0.390	9.91	G	G	N								
LC 022C 13	2.000	50.80	2.00	0.036	0.440	11.18	G	G	N								

SPECIAL INSTRUCTIONS FOR COMPRESSION SERIES

STOCK NUMBERS: Add "M" to end of Stock Number for Music Wire; "S" for Type 302 Stainless; "S316" for Type 316 Stainless.

PRICING: See Inside Front Cover for 10 to 199 pricing. To price or order up to 1000 pcs., visit leespring.com; 1000+ pcs. contact Lee Spring.

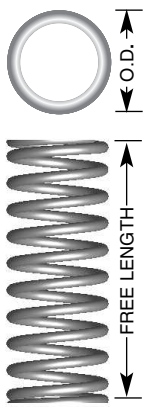
CALCULATIONS: Spring Rate and Load at Solid Hgt. are for Music Wire. For Type 302 or Type 316 Stainless, multiply figures shown by 5/6 (.833).

COMPRESSION SPRINGS: STANDARD SERIES (INCH)

ENDS ARE GROUND • Music Wire (Plated) or Stainless Steel (Passivated)

LEE STOCK NUMBER	OUTSIDE DIAMETER		TO WORK IN HOLE DIAMETER		WIRE DIAMETER		APPROX. LOAD AT SOLID HGT.		FREE LENGTH		SPRING RATE		SOLID HEIGHT		PRICE GROUP		
	IN.	MM	IN.	MM	IN.	MM	LB.	KG	IN.	MM	LB./IN.	KG/MM	IN.	MM	Music Wire	#302 Stainless	#316 Stainless
															M	S	S316
LC 024C 01	.240	6.10	.250	6.35	.024	.61	4.250	1.925	0.375	9.52	17.00	0.303	0.130	3.30	F	F	M
LC 024C 02									0.438	11.11	14.50	0.258	0.144	3.66	F	F	M
LC 024C 03									0.500	12.70	12.25	0.218	0.158	4.01	F	F	M
LC 024C 04									0.563	14.29	11.00	0.196	0.172	4.37	F	F	M
LC 024C 05									0.625	15.88	9.75	0.174	0.185	4.70	F	F	M
LC 024C 06									0.688	17.46	9.00	0.160	0.199	5.05	F	F	M
LC 024C 07									0.750	19.05	8.00	0.143	0.213	5.41	F	F	M
LC 024C 08									0.813	20.64	7.30	0.130	0.226	5.74	G	G	N
LC 024C 09									0.875	22.22	6.60	0.118	0.240	6.10	G	G	N
LC 024C 10									1.000	25.40	5.90	0.105	0.268	6.81	G	G	N
LC 024C 11									1.250	31.75	4.60	0.082	0.322	8.18	G	G	N
LC 024C 12									1.500	38.10	3.75	0.067	0.380	9.65	G	G	N
LC 024C 13									1.750	44.45	3.30	0.059	0.432	10.97	G	G	N
LC 024C 14									2.000	50.80	2.80	0.050	0.485	12.32	G	G	N
LC 026C 0	.240	6.10	.250	6.35	.026	.61	5.250	1.925	0.313	7.92	27.80	0.496	0.128	3.25	F	F	M
LC 026C 01									0.375	9.52	24.00	0.428	0.131	3.33	F	F	M
LC 026C 02									0.438	11.11	20.00	0.357	0.151	3.84	F	F	M
LC 026C 03									0.500	12.70	17.00	0.303	0.164	4.16	F	F	M
LC 026C 04									0.563	14.29	14.00	0.250	0.183	4.65	F	F	M
LC 026C 05									0.625	15.88	12.50	0.223	0.203	5.16	F	F	M
LC 026C 06									0.688	17.46	11.00	0.196	0.222	5.64	F	F	M
LC 026C 07									0.750	19.05	10.00	0.178	0.235	5.97	F	F	M
LC 026C 08									0.813	20.64	9.00	0.160	0.260	6.60	G	G	N
LC 026C 09									0.875	22.22	8.00	0.143	0.287	7.29	G	G	N
LC 026C 10									1.000	25.40	7.40	0.132	0.300	7.62	G	G	N
LC 026C 11									1.250	31.75	5.90	0.105	0.367	9.32	G	G	N
LC 026C 12									1.500	38.10	4.90	0.087	0.421	10.69	G	G	N
LC 026C 13									1.750	44.45	4.20	0.075	0.483	12.27	G	G	N
LC 026C 14	2.000	50.80	3.65	0.065	0.545	13.84	G	G	N								
LC 029C 01	.240	6.10	.250	6.35	.029	.74	7.000	3.170	0.375	9.52	33.50	0.597	0.170	4.32	F	F	M
LC 029C 02									0.438	11.11	27.60	0.492	0.190	4.83	F	F	M
LC 029C 03									0.500	12.70	23.70	0.422	0.210	5.33	F	F	M
LC 029C 04									0.563	14.29	20.60	0.367	0.230	5.84	F	F	M
LC 029C 05									0.625	15.88	18.50	0.330	0.249	6.32	F	F	M
LC 029C 06									0.688	17.46	16.80	0.300	0.268	6.81	F	F	M
LC 029C 07									0.750	19.05	15.70	0.280	0.288	7.32	F	F	M
LC 029C 08									0.813	20.64	14.00	0.250	0.310	7.87	G	G	N
LC 029C 09									0.875	22.22	12.90	0.230	0.329	8.36	G	G	N
LC 029C 10									1.000	25.40	11.30	0.201	0.367	9.32	G	G	N
LC 029C 11									1.250	31.75	8.85	0.158	0.447	11.35	G	G	N
LC 029C 12									1.500	38.10	7.35	0.131	0.526	13.36	G	G	N
LC 029C 13									1.750	44.45	6.25	0.111	0.607	15.42	G	G	N
LC 029C 14									2.000	50.80	5.45	0.097	0.690	17.53	G	G	N

COMPRESSION SPRINGS



SPECIAL INSTRUCTIONS FOR COMPRESSION SERIES

STOCK NUMBERS: Add "M" to end of Stock Number for Music Wire; "S" for Type 302 Stainless; "S316" for Type 316 Stainless.

PRICING: See Inside Front Cover for 10 to 199 pricing. To price or order up to 1000 pcs., visit leespring.com; 1000+ pcs. contact Lee Spring.

CALCULATIONS: Spring Rate and Load at Solid Hgt. are for Music Wire. For Type 302 or Type 316 Stainless, multiply figures shown by 5/6 (.833).

COMPRESSION SPRINGS: STANDARD SERIES (INCH)

ENDS ARE GROUND • Music Wire (Plated) or Stainless Steel (Passivated)

COMPRESSION SPRINGS

LEE STOCK NUMBER	OUTSIDE DIAMETER		TO WORK IN HOLE DIAMETER		WIRE DIAMETER		APPROX. LOAD AT SOLID HGT.		FREE LENGTH		SPRING RATE		SOLID HEIGHT		PRICE GROUP		
	IN.	MM	IN.	MM	IN.	MM	LB.	KG	IN.	MM	LB/IN.	KG/MM	IN.	MM	Music Wire	#302 Stainless	#316 Stainless
LC 032C 01	.240	6.10	.250	6.35	.032	.81	10.000	4.529	0.313	7.94	62.00	1.105	0.161	4.09	F	F	M
LC 032C 02									0.375	9.52	50.00	0.892	0.177	4.50	F	F	M
LC 032C 03									0.438	11.11	43.00	0.767	0.201	5.10	F	F	M
LC 032C 04									0.500	12.70	36.00	0.642	0.225	5.72	F	F	M
LC 032C 05									0.563	14.29	32.00	0.570	0.249	6.32	F	F	M
LC 032C 06									0.625	15.88	28.00	0.499	0.273	6.93	F	F	M
LC 032C 07									0.688	17.46	25.00	0.446	0.297	7.54	F	F	M
LC 032C 08									0.750	19.05	22.00	0.392	0.329	8.36	F	F	M
LC 032C 09									0.813	20.64	20.00	0.357	0.353	8.97	G	G	N
LC 032C 10									0.875	22.22	19.00	0.339	0.369	9.37	G	G	N
LC 032C 11									0.938	23.81	17.50	0.312	0.393	9.98	G	G	N
LC 032C 12									1.000	25.40	16.00	0.285	0.425	10.80	G	G	N
LC 032C 13									1.250	31.75	13.50	0.241	0.491	12.47	G	G	N
LC 032C 14									1.375	34.92	12.00	0.214	0.549	13.94	G	G	N
LC 032C 15									1.500	38.10	11.00	0.196	0.588	14.94	G	G	N
LC 032C 16									1.750	44.45	9.60	0.171	0.680	17.27	G	G	N
LC 032C 17									2.000	50.80	8.40	0.150	0.772	19.61	G	G	N
LC 035C 01	.240	6.10	.250	6.35	.035	.89	12.000	5.435	0.313	7.94	90.00	1.605	0.192	4.88	F	F	M
LC 035C 02									0.375	9.52	73.50	1.310	0.208	5.28	F	F	M
LC 035C 03									0.438	11.11	61.00	1.088	0.234	5.94	F	F	M
LC 035C 04									0.500	12.70	52.00	0.927	0.260	6.60	F	F	M
LC 035C 05									0.563	14.29	45.00	0.802	0.286	7.26	F	F	M
LC 035C 06									0.625	15.88	40.00	0.713	0.313	7.95	F	F	M
LC 035C 07									0.688	17.46	36.00	0.642	0.339	8.61	F	F	M
LC 035C 08									0.750	19.05	32.00	0.570	0.365	9.27	F	F	M
LC 035C 09									0.813	20.64	29.30	0.522	0.392	9.96	G	G	N
LC 035C 10									0.875	22.22	27.00	0.481	0.418	10.62	G	G	N
LC 035C 11									0.938	23.81	24.40	0.435	0.462	11.73	G	G	N
LC 035C 12									1.000	25.40	23.00	0.410	0.490	12.45	G	G	N
LC 035C 13									1.250	31.75	18.00	0.321	0.597	15.16	G	G	N
LC 035C 14									1.375	34.92	16.00	0.285	0.650	16.51	G	G	N
LC 035C 15									1.500	38.10	14.80	0.264	0.702	17.83	G	G	N
LC 035C 16									1.750	44.45	12.40	0.221	0.807	20.50	G	G	N
LC 035C 17									2.000	50.80	11.00	0.196	0.913	23.19	G	G	N
LC 035C 18									2.250	57.15	9.80	0.175	1.017	25.83	G	G	N
LC 035C 19									2.500	63.50	8.90	0.159	1.121	28.47	G	G	N

SPECIAL INSTRUCTIONS FOR COMPRESSION SERIES

STOCK NUMBERS: Add "M" to end of Stock Number for Music Wire; "S" for Type 302 Stainless; "S316" for Type 316 Stainless.

PRICING: See Inside Front Cover for 10 to 199 pricing. To price or order up to 1000 pcs., visit leespring.com; 1000+ pcs. contact Lee Spring.

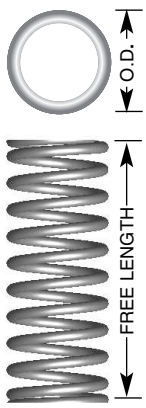
CALCULATIONS: Spring Rate and Load at Solid Hgt. are for Music Wire. For Type 302 or Type 316 Stainless, multiply figures shown by 5/6 (.833).

COMPRESSION SPRINGS: STANDARD SERIES (INCH)

ENDS ARE GROUND • Music Wire (Plated) or Stainless Steel (Passivated)

LEE STOCK NUMBER	OUTSIDE DIAMETER		TO WORK IN HOLE DIAMETER		WIRE DIAMETER		APPROX. LOAD AT SOLID HGT.		FREE LENGTH		SPRING RATE		SOLID HEIGHT		PRICE GROUP										
	IN.	MM	IN.	MM	IN.	MM	LB.	KG	IN.	MM	LB/IN.	KG/MM	IN.	MM	Music Wire	#302 Stainless	#316 Stainless								
															M	S	S316								
LC 038C 01	.240	6.10	.250	6.35	.038	.96	16.000	7.246	0.313	7.94	127.00	2.264	0.191	4.85	F	F	M								
LC 038C 02									0.375	9.52	101.00	1.801	0.219	5.56	F	F	M								
LC 038C 03									0.438	11.11	84.00	1.498	0.248	6.30	F	F	M								
LC 038C 04									0.500	12.70	72.00	1.284	0.286	7.26	F	F	M								
LC 038C 05									0.563	14.29	64.00	1.141	0.305	7.75	F	F	M								
LC 038C 06									0.625	15.88	57.00	1.016	0.334	8.48	F	F	M								
LC 038C 07									0.688	17.46	51.00	0.909	0.362	9.19	F	F	M								
LC 038C 08									0.750	19.05	46.00	0.820	0.390	9.91	F	F	M								
LC 038C 09									0.813	20.64	42.00	0.749	0.419	10.64	G	G	N								
LC 038C 10									0.875	22.22	38.00	0.678	0.457	11.61	G	G	N								
LC 038C 11									.240	6.10	.250	6.35	.038	.96	16.000	7.246	0.938	23.81	35.00	0.624	0.496	12.60	G	G	N
LC 038C 12																	1.000	25.40	33.00	0.588	0.524	13.31	G	G	N
LC 038C 13																	1.125	28.58	29.00	0.517	0.581	14.76	G	G	N
LC 038C 14																	1.250	31.75	26.00	0.464	0.647	16.43	G	G	N
LC 038C 15																	1.375	34.92	23.00	0.410	0.715	18.16	G	G	N
LC 038C 16																	1.500	38.10	21.00	0.374	0.772	19.61	G	G	N
LC 038C 17																	1.750	44.45	18.00	0.321	0.879	22.33	G	G	N
LC 038C 18																	2.000	50.80	16.00	0.285	0.994	25.25	G	G	N
LC 038C 19																	2.250	57.15	14.20	0.253	1.140	28.96	G	G	N
LC 038C 20																	2.500	63.50	12.60	0.225	1.240	31.50	G	G	N
LC 040C 01	.240	6.10	.250	6.35	.040	1.02	17.000	7.699	0.313	7.94	155.00	2.764	0.214	5.44	F	F	M								
LC 040C 02									0.375	9.52	122.00	2.175	0.248	6.30	F	F	M								
LC 040C 03									0.438	11.11	100.00	1.783	0.282	7.16	F	F	M								
LC 040C 04									0.500	12.70	84.00	1.498	0.314	7.98	F	F	M								
LC 040C 05									0.563	14.29	74.00	1.319	0.350	8.89	F	F	M								
LC 040C 06									0.625	15.88	67.00	1.195	0.382	9.70	F	F	M								
LC 040C 07									0.688	17.46	60.00	1.070	0.414	10.52	F	F	M								
LC 040C 08									0.750	19.05	57.00	1.016	0.430	10.92	F	F	M								
LC 040C 09									0.813	20.64	48.50	0.865	0.482	12.24	G	G	N								
LC 040C 10									0.875	22.22	46.00	0.820	0.514	13.06	G	G	N								
LC 040C 11									0.938	23.81	42.00	0.749	0.550	13.97	G	G	N								
LC 040C 12									1.000	25.40	39.30	0.701	0.582	14.78	G	G	N								
LC 040C 13									1.125	28.58	35.00	0.624	0.650	16.51	G	G	N								
LC 040C 14									1.250	31.75	31.00	0.553	0.715	18.16	G	G	N								
LC 040C 15									1.375	34.92	27.50	0.490	0.782	19.86	G	G	N								
LC 040C 16									1.500	38.10	25.70	0.458	0.865	21.97	G	G	N								
LC 040C 17									1.750	44.45	21.70	0.387	0.982	24.94	J	J	P								
LC 040C 18									2.000	50.80	19.20	0.342	1.114	28.30	J	J	P								
LC 040C 19									2.250	57.15	16.70	0.298	1.250	31.75	J	J	P								
LC 040C 20									2.500	63.50	15.00	0.267	1.382	35.10	J	J	P								

COMPRESSION SPRINGS



SPECIAL INSTRUCTIONS FOR COMPRESSION SERIES

STOCK NUMBERS: Add "M" to end of Stock Number for Music Wire; "S" for Type 302 Stainless; "S316" for Type 316 Stainless.
PRICING: See Inside Front Cover for 10 to 199 pricing. To price or order up to 1000 pcs., visit leespring.com; 1000+ pcs. contact Lee Spring.
CALCULATIONS: Spring Rate and Load at Solid Hgt. are for Music Wire. For Type 302 or Type 316 Stainless, multiply figures shown by 5/6 (.833).

COMPRESSION SPRINGS: STANDARD SERIES (INCH)

ENDS ARE GROUND • Music Wire (Plated) or Stainless Steel (Passivated)

COMPRESSION SPRINGS

LEE STOCK NUMBER	OUTSIDE DIAMETER		TO WORK IN HOLE DIAMETER		WIRE DIAMETER		APPROX. LOAD AT SOLID HGT.		FREE LENGTH		SPRING RATE		SOLID HEIGHT		PRICE GROUP		
	IN.	MM	IN.	MM	IN.	MM	LB.	KG	IN.	MM	LB/IN.	KG/MM	IN.	MM	Music Wire	#302 Stainless	#316 Stainless
LC 042C 01	.240	6.10	.250	6.35	.042	1.07	19.000	8.605	0.375	9.52	151.00	2.692	0.253	6.43	F	F	M
LC 042C 02									0.438	11.11	123.00	2.193	0.295	7.49	F	F	M
LC 042C 03									0.500	12.70	106.00	1.890	0.327	8.30	F	F	M
LC 042C 04									0.563	14.29	94.00	1.676	0.358	9.09	F	F	M
LC 042C 05									0.625	15.88	85.00	1.516	0.389	9.88	F	F	M
LC 042C 06									0.688	17.46	75.00	1.337	0.421	10.69	F	F	M
LC 042C 07									0.750	19.05	65.00	1.159	0.484	12.29	F	F	M
LC 042C 08									0.813	20.64	60.00	1.070	0.505	12.83	G	G	N
LC 042C 09									0.875	22.22	56.00	0.999	0.546	13.87	G	G	N
LC 042C 10									0.938	23.81	51.00	0.909	0.588	14.94	G	G	N
LC 042C 11									1.000	25.40	48.00	0.856	0.621	15.77	G	G	N
LC 042C 12									1.125	28.58	42.00	0.749	0.694	17.63	G	G	N
LC 042C 13									1.250	31.75	38.00	0.678	0.756	19.20	G	G	N
LC 042C 14									1.375	34.92	34.00	0.606	0.841	21.36	G	G	N
LC 042C 15									1.500	38.10	31.00	0.553	0.905	22.99	G	G	N
LC 042C 16									1.750	44.45	26.50	0.472	1.050	25.83	J	J	P
LC 042C 17									2.000	50.80	23.00	0.410	1.196	30.05	J	J	P
LC 042C 18									2.250	57.15	20.50	0.366	1.340	33.22	J	J	P
LC 042C 19									2.500	63.50	17.80	0.317	1.513	36.20	J	J	P
LC 045C 01	.240	6.10	.250	6.35	.045	1.14	24.000	10.890	0.375	9.53	215.20	3.843	0.271	6.89	F	F	M
LC 045C 02									0.438	11.13	176.20	3.147	0.311	7.90	F	F	M
LC 045C 03									0.500	12.70	149.60	2.671	0.350	8.88	F	F	M
LC 045C 04									0.562	14.27	129.90	2.320	0.389	9.87	F	F	M
LC 045C 05									0.625	15.88	114.60	2.047	0.428	10.87	F	F	M
LC 045C 06									0.687	17.45	102.70	1.835	0.467	11.86	F	F	M
LC 045C 07									0.750	19.05	92.90	1.659	0.506	12.86	F	F	M
LC 045C 08									0.812	20.62	84.90	1.517	0.545	13.85	G	G	N
LC 045C 09									0.875	22.23	78.10	1.395	0.585	14.86	G	G	N
LC 045C 10									0.937	23.80	72.40	1.293	0.624	15.84	G	G	N
LC 045C 11									1.000	25.40	67.40	1.204	0.663	16.85	G	G	N
LC 045C 12									1.125	28.58	59.30	1.058	0.742	18.84	G	G	N
LC 045C 13									1.250	31.75	52.90	0.944	0.820	20.83	G	G	N
LC 045C 14									1.500	38.10	43.50	0.777	0.977	24.81	G	G	N
LC 045C 15									1.750	44.45	36.90	0.660	1.133	28.79	J	J	P
LC 045C 16									2.000	50.80	32.10	0.573	1.290	32.77	J	J	P
LC 045C 17									2.250	57.15	28.40	0.507	1.447	36.75	J	J	P
LC 045C 18									2.500	63.50	25.40	0.454	1.604	40.73	J	J	P

SPECIAL INSTRUCTIONS FOR COMPRESSION SERIES

STOCK NUMBERS: Add "M" to end of Stock Number for Music Wire; "S" for Type 302 Stainless; "S316" for Type 316 Stainless.

PRICING: See Inside Front Cover for 10 to 199 pricing. To price or order up to 1000 pcs., visit leespring.com; 1000+ pcs. contact Lee Spring.

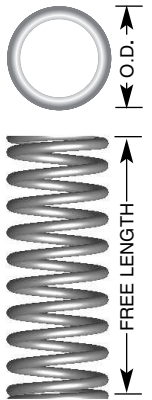
CALCULATIONS: Spring Rate and Load at Solid Hgt. are for Music Wire. For Type 302 or Type 316 Stainless, multiply figures shown by 5/6 (.833).

COMPRESSION SPRINGS: STANDARD SERIES (INCH)

ENDS ARE GROUND • Music Wire (Plated) or Stainless Steel (Passivated)

COMPRESSION SPRINGS

LEE STOCK NUMBER	OUTSIDE DIAMETER		TO WORK IN HOLE DIAMETER		WIRE DIAMETER		APPROX. LOAD AT SOLID HGT.		FREE LENGTH		SPRING RATE		SOLID HEIGHT		PRICE GROUP		
	IN.	MM	IN.	MM	IN.	MM	LB.	KG	IN.	MM	LB/IN.	KG/MM	IN.	MM	Music Wire	#302 Stainless	#316 Stainless
															M	S	S316
LC 020CD 01	.250	6.35	.266	6.75	.020	.51	2.137	.969	0.250	6.35	12.18	0.217	0.075	1.89	F	F	M
LC 020CD 02									0.313	7.95	9.37	0.167	0.085	2.15	F	F	M
LC 020CD 03									0.375	9.53	7.63	0.136	0.094	2.40	F	F	M
LC 020CD 04									0.438	11.13	6.43	0.115	0.104	2.65	F	F	M
LC 020CD 05									0.500	12.70	5.56	0.099	0.114	2.90	F	F	M
LC 020CD 06									0.563	14.30	4.89	0.087	0.124	3.16	F	F	M
LC 020CD 07									0.625	15.88	4.37	0.078	0.134	3.41	F	F	M
LC 020CD 08									0.688	17.48	3.95	0.070	0.144	3.66	F	F	M
LC 020CD 09									0.750	19.05	3.60	0.064	0.154	3.91	F	F	M
LC 020CD 10									0.813	20.65	3.31	0.059	0.164	4.17	G	G	N
LC 020CD 11									0.875	22.23	3.06	0.055	0.174	4.42	G	G	N
LC 020CD 12									1.000	25.40	2.66	0.048	0.194	4.92	G	G	N
LC 020CD 13									1.250	31.75	2.11	0.038	0.233	5.93	G	G	N
LC 020CD 14									1.375	34.93	1.89	0.034	0.255	6.47	G	G	N
LC 020CD 15									1.500	38.10	1.74	0.031	0.275	6.98	G	G	N
LC 020CD 16									1.750	44.45	1.48	0.027	0.315	8.00	G	G	N
LC 020CD 17									2.000	50.80	1.30	0.023	0.355	9.02	G	G	N
LC 026CD 01	.250	6.35	.266	6.75	.026	.66	5.964	2.705	0.375	9.53	23.63	0.422	0.123	3.12	F	F	M
LC 026CD 02									0.438	11.13	19.78	0.353	0.136	3.46	F	F	M
LC 026CD 03									0.500	12.70	17.04	0.304	0.149	3.80	F	F	M
LC 026CD 04									0.563	14.30	14.86	0.265	0.163	4.15	F	F	M
LC 026CD 05									0.625	15.88	13.18	0.235	0.177	4.51	F	F	M
LC 026CD 06									0.688	17.48	11.81	0.211	0.192	4.87	F	F	M
LC 026CD 07									0.750	19.05	10.70	0.191	0.206	5.24	F	F	M
LC 026CD 08									0.813	20.65	9.76	0.174	0.221	5.61	G	G	N
LC 026CD 09									0.875	22.23	8.98	0.160	0.235	5.98	G	G	N
LC 026CD 10									0.938	23.83	8.29	0.148	0.251	6.36	G	G	N
LC 026CD 11									1.000	25.40	7.40	0.132	0.269	6.84	G	G	N
LC 026CD 12									1.250	31.75	6.37	0.114	0.310	7.87	G	G	N
LC 026CD 13									1.500	38.10	5.27	0.094	0.363	9.23	G	G	N
LC 026CD 14									1.750	44.45	4.50	0.080	0.417	10.59	G	G	N
LC 026CD 15									2.000	50.80	3.92	0.070	0.470	11.94	G	G	N



SPECIAL INSTRUCTIONS FOR COMPRESSION SERIES

STOCK NUMBERS: Add "M" to end of Stock Number for Music Wire; "S" for Type 302 Stainless; "S316" for Type 316 Stainless.

PRICING: See Inside Front Cover for 10 to 199 pricing. To price or order up to 1000 pcs., visit leespring.com; 1000+ pcs. contact Lee Spring.

CALCULATIONS: Spring Rate and Load at Solid Hgt. are for Music Wire. For Type 302 or Type 316 Stainless, multiply figures shown by 5/6 (.833).

COMPRESSION SPRINGS: STANDARD SERIES (INCH)

ENDS ARE GROUND • Music Wire (Plated) or Stainless Steel (Passivated)

COMPRESSION SPRINGS

LEE STOCK NUMBER	OUTSIDE DIAMETER		TO WORK IN HOLE DIAMETER		WIRE DIAMETER		APPROX. LOAD AT SOLID HGT.		FREE LENGTH		SPRING RATE		SOLID HEIGHT		PRICE GROUP										
	IN.	MM	IN.	MM	IN.	MM	LB.	KG	IN.	MM	LB/IN.	KG/MM	IN.	MM	Music Wire	#302 Stainless	#316 Stainless								
															M	S	S316								
LC 035CD 01	.250	6.35	.266	6.75	.035	.89	9.915	4.497	0.313	7.95	75.05	1.340	0.181	4.60	F	F	M								
LC 035CD 02									0.375	9.53	59.80	1.068	0.209	5.30	F	F	M								
LC 035CD 03									0.438	11.13	49.56	0.885	0.237	6.02	F	F	M								
LC 035CD 04									0.500	12.70	42.41	0.757	0.265	6.72	F	F	M								
LC 035CD 05									0.563	14.30	36.99	0.661	0.293	7.44	F	F	M								
LC 035CD 06									0.625	15.88	32.86	0.587	0.321	8.14	F	F	M								
LC 035CD 07									0.688	17.48	29.51	0.527	0.349	8.86	F	F	M								
LC 035CD 08									0.750	19.05	26.82	0.479	0.377	9.56	F	F	M								
LC 035CD 09									.281	7.14	.313	7.95	.028	0.71	4.046	1.835	0.813	20.65	24.55	0.438	0.405	10.28	G	G	N
LC 035CD 10																	0.875	22.23	22.66	0.405	0.432	10.99	G	G	N
LC 035CD 11																	0.938	23.83	21.01	0.375	0.461	11.70	G	G	N
LC 035CD 12																	1.000	25.40	19.61	0.350	0.488	12.41	G	G	N
LC 035CD 13																	1.250	31.75	15.46	0.276	0.600	15.25	G	G	N
LC 035CD 14																	1.375	34.93	13.98	0.250	0.656	16.67	G	G	N
LC 035CD 15																	1.500	38.10	12.75	0.228	0.712	18.09	G	G	N
LC 035CD 16																	1.750	44.45	10.86	0.194	0.824	20.94	G	G	N
LC 035CD 17																	2.000	50.80	9.45	0.169	0.936	23.78	G	G	N
LC 035CD 18																	2.250	57.15	8.37	0.149	1.048	26.62	G	G	N
LC 035CD 19																	2.500	63.50	7.51	0.134	1.160	29.46	G	G	N
LC 028CE 01	.281	7.14	.313	7.95	.028	0.71	4.046	1.835	0.250	6.35	29.55	0.529	0.113	2.87	F	F	M								
LC 028CE 02									0.313	7.95	22.31	0.399	0.131	3.33	F	F	M								
LC 028CE 03									0.375	9.53	17.97	0.322	0.149	3.78	F	F	M								
LC 028CE 04									0.438	11.13	15.01	0.269	0.167	4.24	F	F	M								
LC 028CE 05									0.500	12.70	12.91	0.231	0.184	4.67	F	F	M								
LC 028CE 06									0.563	14.30	11.31	0.202	0.202	5.13	F	F	M								
LC 028CE 07									0.625	15.88	10.08	0.180	0.220	5.59	F	F	M								
LC 028CE 08									0.750	19.05	8.26	0.148	0.256	6.50	F	F	M								
LC 028CE 09									0.875	22.23	7.00	0.125	0.292	7.42	F	F	M								
LC 028CE 10									1.000	25.40	6.07	0.109	0.327	8.31	F	F	M								
LC 028CE 11									1.250	31.75	4.80	0.086	0.399	10.13	F	F	M								
LC 028CE 12									1.375	38.10	4.35	0.078	0.434	11.02	F	F	M								
LC 028CE 13									1.500	34.93	3.97	0.071	0.470	11.94	F	F	M								
LC 022D 00	.300	7.62	.313	7.94	.022	.56	2.500	1.132	0.375	9.52	8.20	0.146	0.088	2.24	F	F	M								
LC 022D 0									0.438	11.11	6.80	0.121	0.097	2.46	F	F	M								
LC 022D 01									0.500	12.70	6.50	0.116	0.106	2.69	F	F	M								
LC 022D 02									0.563	14.29	6.00	0.107	0.111	2.82	F	F	M								
LC 022D 03									0.625	15.88	5.00	0.089	0.122	3.10	F	F	M								
LC 022D 04									0.688	17.46	4.50	0.080	0.128	3.25	F	F	M								
LC 022D 05									0.750	19.05	4.00	0.071	0.133	3.38	F	F	M								
LC 022D 06									0.813	20.64	3.50	0.062	0.155	3.94	F	F	M								
LC 022D 07									0.875	22.22	3.00	0.053	0.166	4.22	F	F	M								
LC 022D 08									1.000	25.40	2.80	0.050	0.181	4.60	F	F	M								
LC 022D 09									1.250	31.75	2.30	0.041	0.207	5.26	F	F	M								
LC 022D 10									1.500	38.10	2.00	0.036	0.228	5.79	F	F	M								
LC 022D 11									1.750	44.45	1.65	0.029	0.269	6.83	G	G	N								
LC 022D 12									2.000	50.80	1.40	0.025	0.313	7.95	G	G	N								
LC 022D 13									2.250	57.15	1.21	0.022	0.357	9.06	G	G	N								
LC 022D 14									2.500	63.50	1.07	0.019	0.391	9.93	G	G	N								

SPECIAL INSTRUCTIONS FOR COMPRESSION SERIES

STOCK NUMBERS: Add "M" to end of Stock Number for Music Wire; "S" for Type 302 Stainless; "S316" for Type 316 Stainless.

PRICING: See Inside Front Cover for 10 to 199 pricing. To price or order up to 1000 pcs., visit leespring.com; 1000+ pcs. contact Lee Spring.

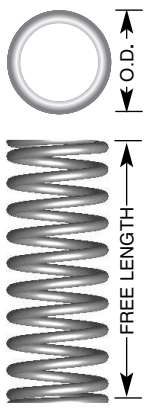
CALCULATIONS: Spring Rate and Load at Solid Hgt. are for Music Wire. For Type 302 or Type 316 Stainless, multiply figures shown by 5/6 (.833).

COMPRESSION SPRINGS: STANDARD SERIES (INCH)

ENDS ARE GROUND • Music Wire (Plated) or Stainless Steel (Passivated)

LEE STOCK NUMBER	OUTSIDE DIAMETER		TO WORK IN HOLE DIAMETER		WIRE DIAMETER		APPROX. LOAD AT SOLID HGT.		FREE LENGTH		SPRING RATE		SOLID HEIGHT		PRICE GROUP		
	IN.	MM	IN.	MM	IN.	MM	LB.	KG	IN.	MM	LB/IN.	KG/MM	IN.	MM	Music Wire	#302 Stainless	#316 Stainless
															M	S	S316
LC 026D 01	.300	7.62	.313	7.94	.026	.66	4.250	1.925	0.438	11.11	13.00	0.232	0.118	3.00	F	F	M
LC 026D 02									0.500	12.70	11.50	0.205	0.131	3.33	F	F	M
LC 026D 03									0.563	14.29	10.00	0.178	0.144	3.66	F	F	M
LC 026D 04									0.625	15.88	9.00	0.160	0.151	3.84	F	F	M
LC 026D 05									0.688	17.46	8.00	0.143	0.164	4.16	F	F	M
LC 026D 06									0.750	19.05	7.50	0.134	0.170	4.32	F	F	M
LC 026D 07									0.813	20.64	7.00	0.125	0.183	4.65	F	F	M
LC 026D 08									0.875	22.22	6.00	0.107	0.206	5.23	F	F	M
LC 026D 09									0.938	23.81	5.50	0.098	0.209	5.31	F	F	M
LC 026D 10									1.000	25.40	5.00	0.089	0.229	5.82	F	F	M
LC 026D 11									1.250	31.75	4.30	0.077	0.255	6.48	F	F	M
LC 026D 12									1.500	38.10	3.50	0.062	0.301	7.64	F	F	M
LC 026D 13									1.750	44.45	3.00	0.053	0.343	8.71	F	F	M
LC 026D 14									2.000	50.80	2.60	0.046	0.384	9.75	F	F	M
LC 026D 15									2.250	57.15	2.31	0.041	0.436	11.07	G	G	N
LC 026D 16									2.500	63.50	2.08	0.037	0.479	12.16	G	G	N
LC 030D 01	.300	7.62	.313	7.94	.030	.76	6.000	2.717	0.438	11.11	20.00	0.357	0.153	3.89	F	F	M
LC 030D 02									0.500	12.70	17.00	0.303	0.168	4.27	F	F	M
LC 030D 03									0.563	14.29	15.00	0.267	0.183	4.65	F	F	M
LC 030D 04									0.625	15.88	13.30	0.237	0.198	5.03	F	F	M
LC 030D 05									0.688	17.46	12.00	0.214	0.213	5.41	F	F	M
LC 030D 06									0.750	19.05	11.00	0.196	0.231	5.87	F	F	M
LC 030D 07									0.813	20.64	10.00	0.178	0.246	6.25	F	F	M
LC 030D 08									0.875	22.22	9.30	0.166	0.261	6.63	F	F	M
LC 030D 09									0.938	23.81	8.60	0.153	0.276	7.01	F	F	M
LC 030D 10									1.000	25.40	8.00	0.143	0.291	7.39	F	F	M
LC 030D 11									1.250	31.75	6.30	0.112	0.353	8.97	G	G	N
LC 030D 12									1.500	38.10	5.20	0.093	0.414	10.52	G	G	N
LC 030D 13									1.750	44.45	4.50	0.080	0.474	12.04	G	G	N
LC 030D 14									2.000	50.80	3.80	0.068	0.537	13.64	G	G	N
LC 030D 15									2.250	57.15	3.44	0.061	0.608	15.44	G	G	N
LC 030D 16									2.500	63.50	3.08	0.055	0.670	17.02	G	G	N
LC 032D 01	.300	7.62	.313	7.94	.032	.81	7.500	3.397	0.438	11.11	27.00	0.481	0.169	4.29	F	F	M
LC 032D 02									0.500	12.70	23.00	0.410	0.185	4.70	F	F	M
LC 032D 03									0.563	14.29	20.00	0.357	0.201	5.10	F	F	M
LC 032D 04									0.625	15.88	18.00	0.321	0.217	5.51	F	F	M
LC 032D 05									0.688	17.46	16.00	0.285	0.241	6.12	F	F	M
LC 032D 06									0.750	19.05	15.00	0.267	0.249	6.32	F	F	M
LC 032D 07									0.813	20.64	13.50	0.241	0.265	6.73	F	F	M
LC 032D 08									0.875	22.22	12.00	0.214	0.289	7.34	F	F	M
LC 032D 09									0.938	23.81	11.00	0.196	0.313	7.95	F	F	M
LC 032D 10									1.000	25.40	10.00	0.178	0.337	8.56	F	F	M
LC 032D 11									1.250	31.75	8.60	0.153	0.383	9.73	F	F	M
LC 032D 12									1.500	38.10	7.00	0.125	0.450	11.43	F	F	M
LC 032D 13									1.750	44.45	6.00	0.107	0.518	13.16	F	F	M
LC 032D 14									2.000	50.80	5.30	0.094	0.572	14.53	F	F	M
LC 032D 15									2.250	57.15	4.70	0.084	0.635	16.13	G	G	N
LC 032D 16									2.500	63.50	4.10	0.073	0.700	17.78	G	G	N

COMPRESSION SPRINGS



SPECIAL INSTRUCTIONS FOR COMPRESSION SERIES

STOCK NUMBERS: Add "M" to end of Stock Number for Music Wire; "S" for Type 302 Stainless; "S316" for Type 316 Stainless.
PRICING: See Inside Front Cover for 10 to 199 pricing. To price or order up to 1000 pcs., visit leespring.com; 1000+ pcs. contact Lee Spring.
CALCULATIONS: Spring Rate and Load at Solid Hgt. are for Music Wire. For Type 302 or Type 316 Stainless, multiply figures shown by 5/6 (.833).

COMPRESSION SPRINGS: STANDARD SERIES (INCH)

ENDS ARE GROUND • Music Wire (Plated) or Stainless Steel (Passivated)

COMPRESSION SPRINGS

LEE STOCK NUMBER	OUTSIDE DIAMETER		TO WORK IN HOLE DIAMETER		WIRE DIAMETER		APPROX. LOAD AT SOLID HGT.		FREE LENGTH		SPRING RATE		SOLID HEIGHT		PRICE GROUP		
	IN.	MM	IN.	MM	IN.	MM	LB.	KG	IN.	MM	LB/IN.	KG/MM	IN.	MM	Music Wire	#302 Stainless	#316 Stainless
LC 035D 01	.300	7.62	.313	7.94	.035	.89	9.750	4.420	0.375	9.53	45.80	0.819	0.167	4.25	F	F	M
LC 035D 02									0.438	11.13	38.00	0.679	0.187	4.75	F	F	M
LC 035D 03									0.500	12.70	32.50	0.581	0.206	5.24	F	F	M
LC 035D 04									0.562	14.27	28.40	0.508	0.226	5.73	F	F	M
LC 035D 05									0.625	15.88	25.20	0.450	0.245	6.23	F	F	M
LC 035D 06									0.687	17.45	22.70	0.405	0.265	6.72	F	F	M
LC 035D 07									0.750	19.05	20.60	0.367	0.284	7.22	F	F	M
LC 035D 08									0.812	20.62	18.80	0.337	0.303	7.71	F	F	M
LC 035D 09									0.875	22.23	17.40	0.310	0.323	8.21	F	F	M
LC 035D 10									0.937	23.80	16.10	0.288	0.342	8.70	F	F	M
LC 035D 11									1.000	25.40	15.00	0.268	0.362	9.20	F	F	M
LC 035D 12									1.125	28.58	13.30	0.237	0.401	10.19	F	F	M
LC 035D 13									1.250	31.75	11.80	0.212	0.440	11.18	F	F	M
LC 035D 14									1.375	34.93	10.70	0.191	0.479	12.17	F	F	M
LC 035D 15									1.500	38.10	9.80	0.175	0.518	13.16	F	F	M
LC 035D 16									1.750	44.45	8.30	0.149	0.596	15.14	G	G	N
LC 035D 17									2.000	50.80	7.20	0.129	0.674	17.12	G	G	N
LC 035D 18									2.250	57.15	6.40	0.115	0.752	19.10	G	G	N
LC 035D 19									2.500	63.50	5.80	0.103	0.830	21.08	G	G	N
LC 038D 01	.300	7.62	.313	7.94	.038	.96	12.250	5.548	0.375	9.52	64.00	1.141	0.182	4.62	F	F	M
LC 038D 02									0.438	11.11	53.00	0.945	0.201	5.10	F	F	M
LC 038D 03									0.500	12.70	46.00	0.820	0.219	5.56	F	F	M
LC 038D 04									0.563	14.29	39.00	0.695	0.248	6.30	F	F	M
LC 038D 05									0.625	15.88	35.00	0.624	0.267	6.78	F	F	M
LC 038D 06									0.688	17.46	30.00	0.535	0.296	7.52	F	F	M
LC 038D 07									0.750	19.05	28.00	0.499	0.315	8.00	F	F	M
LC 038D 08									0.813	20.64	26.00	0.464	0.334	8.48	F	F	M
LC 038D 09									0.875	22.22	23.00	0.410	0.372	9.45	F	F	M
LC 038D 10									0.938	23.81	22.00	0.392	0.381	9.68	F	F	M
LC 038D 11									1.000	25.40	21.00	0.374	0.400	10.16	F	F	M
LC 038D 12									1.125	28.58	19.00	0.339	0.428	10.87	F	F	M
LC 038D 13									1.250	31.75	16.00	0.285	0.495	12.57	F	F	M
LC 038D 14									1.375	34.92	15.00	0.267	0.533	13.54	F	F	M
LC 038D 15									1.500	38.10	13.50	0.241	0.571	14.50	F	F	M
LC 038D 16									1.750	44.45	11.25	0.200	0.662	16.81	G	G	N
LC 038D 17									2.000	50.80	9.50	0.169	0.772	19.61	G	G	N
LC 038D 18									2.250	57.15	8.60	0.154	0.858	21.79	G	G	N
LC 038D 19									2.500	63.50	7.70	0.138	0.944	23.98	G	G	N

SPECIAL INSTRUCTIONS FOR COMPRESSION SERIES

STOCK NUMBERS: Add "M" to end of Stock Number for Music Wire; "S" for Type 302 Stainless; "S316" for Type 316 Stainless.

PRICING: See Inside Front Cover for 10 to 199 pricing. To price or order up to 1000 pcs., visit leespring.com; 1000+ pcs. contact Lee Spring.

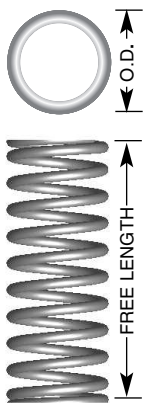
CALCULATIONS: Spring Rate and Load at Solid Hgt. are for Music Wire. For Type 302 or Type 316 Stainless, multiply figures shown by 5/6 (.833).

COMPRESSION SPRINGS: STANDARD SERIES (INCH)

ENDS ARE GROUND • Music Wire (Plated) or Stainless Steel (Passivated)

LEE STOCK NUMBER	OUTSIDE DIAMETER		TO WORK IN HOLE DIAMETER		WIRE DIAMETER		APPROX. LOAD AT SOLID HGT.		FREE LENGTH		SPRING RATE		SOLID HEIGHT		PRICE GROUP		
	IN.	MM	IN.	MM	IN.	MM	LB.	KG	IN.	MM	LB./IN.	KG/MM	IN.	MM	Music Wire	#302 Stainless	#316 Stainless
															M	S	S316
LC 040D 01	.300	7.62	.313	7.94	.040	1.02	14.500	6.567	0.375	9.52	80.00	1.426	0.195	4.95	F	F	M
LC 040D 02									0.438	11.11	68.00	1.212	0.218	5.54	F	F	M
LC 040D 03									0.500	12.70	57.00	1.016	0.242	6.15	F	F	M
LC 040D 04									0.563	14.29	49.00	0.874	0.262	6.65	F	F	M
LC 040D 05									0.625	15.88	44.00	0.784	0.290	7.37	F	F	M
LC 040D 06									0.688	17.46	39.00	0.695	0.314	7.98	F	F	M
LC 040D 07									0.750	19.05	35.00	0.624	0.342	8.69	F	F	M
LC 040D 08									0.813	20.64	32.00	0.570	0.366	9.30	F	F	M
LC 040D 09									0.875	22.22	30.00	0.535	0.394	10.01	F	F	M
LC 040D 10									0.938	23.81	28.00	0.499	0.400	10.16	F	F	M
LC 040D 11									1.000	25.40	26.00	0.464	0.430	10.92	F	F	M
LC 040D 12									1.125	28.58	23.00	0.410	0.474	12.04	F	F	M
LC 040D 13									1.250	31.75	20.00	0.357	0.512	13.00	F	F	M
LC 040D 14									1.375	34.92	18.00	0.321	0.550	13.97	F	F	M
LC 040D 15									1.500	38.10	16.00	0.285	0.650	16.51	F	F	M
LC 040D 16									1.750	44.45	14.00	0.250	0.718	18.24	G	G	N
LC 040D 17									2.000	50.80	12.00	0.214	0.810	20.57	G	G	N
LC 040D 18									2.250	57.15	10.70	0.191	0.907	23.04	G	G	N
LC 040D 19									2.500	63.50	9.60	0.171	1.000	25.40	G	G	N
LC 042D 01	.300	7.62	.313	7.94	.042	1.07	16.250	7.370	0.375	9.52	105.00	1.872	0.201	5.10	F	F	M
LC 042D 02									0.438	11.11	88.00	1.569	0.222	5.64	F	F	M
LC 042D 03									0.500	12.70	70.00	1.248	0.253	6.43	F	F	M
LC 042D 04									0.563	14.29	60.00	1.070	0.285	7.24	F	F	M
LC 042D 05									0.625	15.88	52.00	0.927	0.316	8.03	F	F	M
LC 042D 06									0.688	17.46	46.00	0.820	0.337	8.56	F	F	M
LC 042D 07									0.750	19.05	42.00	0.749	0.358	9.09	F	F	M
LC 042D 08									0.813	20.64	38.00	0.678	0.390	9.91	F	F	M
LC 042D 09									0.875	22.22	34.00	0.606	0.421	10.69	F	F	M
LC 042D 10									0.938	23.81	32.00	0.570	0.452	11.48	F	F	M
LC 042D 11									1.000	25.40	30.00	0.535	0.474	12.04	F	F	M
LC 042D 12									1.125	28.58	28.00	0.499	0.506	12.85	F	F	M
LC 042D 13									1.250	31.75	24.00	0.428	0.579	14.71	F	F	M
LC 042D 14									1.375	34.92	22.00	0.392	0.631	16.03	F	F	M
LC 042D 15									1.500	38.10	20.00	0.357	0.673	17.09	F	F	M
LC 042D 16									1.750	44.45	16.50	0.294	0.786	19.96	G	G	N
LC 042D 17									2.000	50.80	14.50	0.258	0.884	22.45	G	G	N
LC 042D 18									2.250	57.15	13.00	0.232	0.995	25.27	G	G	N
LC 042D 19									2.500	63.50	11.60	0.207	1.079	27.41	G	G	N

COMPRESSION SPRINGS



SPECIAL INSTRUCTIONS FOR COMPRESSION SERIES

STOCK NUMBERS: Add "M" to end of Stock Number for Music Wire; "S" for Type 302 Stainless; "S316" for Type 316 Stainless.

PRICING: See Inside Front Cover for 10 to 199 pricing. To price or order up to 1000 pcs., visit leespring.com; 1000+ pcs. contact Lee Spring.

CALCULATIONS: Spring Rate and Load at Solid Hgt. are for Music Wire. For Type 302 or Type 316 Stainless, multiply figures shown by 5/6 (.833).

COMPRESSION SPRINGS: STANDARD SERIES (INCH)

ENDS ARE GROUND • Music Wire (Plated) or Stainless Steel (Passivated)

COMPRESSION SPRINGS

LEE STOCK NUMBER	OUTSIDE DIAMETER		TO WORK IN HOLE DIAMETER		WIRE DIAMETER		APPROX. LOAD AT SOLID HGT.		FREE LENGTH		SPRING RATE		SOLID HEIGHT		PRICE GROUP		
	IN.	MM	IN.	MM	IN.	MM	LB.	KG	IN.	MM	LB/IN.	KG/MM	IN.	MM	Music Wire	#302 Stainless	#316 Stainless
LC 045D 01	.300	7.62	.313	7.94	.045	1.14	19.750	8.945	0.375	9.52	124.00	2.211	0.226	5.74	F	F	M
LC 045D 02									0.438	11.11	103.00	1.836	0.260	6.60	F	F	M
LC 045D 03									0.500	12.70	90.00	1.605	0.271	6.88	F	F	M
LC 045D 04									0.563	14.29	77.00	1.373	0.316	8.03	F	F	M
LC 045D 05									0.625	15.88	69.00	1.230	0.339	8.61	F	F	M
LC 045D 06									0.688	17.46	61.00	1.088	0.372	9.45	F	F	M
LC 045D 07									0.750	19.05	55.00	0.981	0.406	10.31	F	F	M
LC 045D 08									0.813	20.64	51.00	0.909	0.417	10.59	F	F	M
LC 045D 09									0.875	22.22	46.00	0.820	0.451	11.46	F	F	M
LC 045D 10									0.938	23.81	42.00	0.749	0.496	12.60	F	F	M
LC 045D 11									1.000	25.40	40.00	0.713	0.518	13.16	F	F	M
LC 045D 12									1.125	28.58	36.00	0.642	0.564	14.32	F	F	M
LC 045D 13									1.250	31.75	32.00	0.570	0.631	16.03	F	F	M
LC 045D 14									1.375	34.92	29.00	0.517	0.664	16.86	F	F	M
LC 045D 15									1.500	38.10	26.00	0.464	0.743	18.87	F	F	M
LC 045D 16									1.750	44.45	22.00	0.392	0.860	21.84	G	G	N
LC 045D 17									2.000	50.80	19.00	0.339	0.960	24.38	G	G	N
LC 045D 18									2.250	57.15	17.00	0.303	1.080	27.43	G	G	N
LC 045D 19									2.500	63.50	15.30	0.273	1.191	30.25	G	G	N
LC 047D 01	.300	7.62	.313	7.94	.047	1.19	24.250	11.000	0.375	9.53	159.10	2.842	0.234	5.95	F	F	M
LC 047D 02									0.438	11.13	132.20	2.362	0.262	6.66	F	F	M
LC 047D 03									0.500	12.70	112.00	2.001	0.292	7.42	F	F	M
LC 047D 04									0.562	14.27	97.20	1.736	0.322	8.18	F	F	M
LC 047D 05									0.625	15.88	85.70	1.530	0.352	8.95	F	F	M
LC 047D 06									0.687	17.45	76.70	1.370	0.382	9.70	F	F	M
LC 047D 07									0.750	19.05	69.30	1.238	0.412	10.47	F	F	M
LC 047D 08									0.812	20.62	63.40	1.131	0.442	11.23	F	F	M
LC 047D 09									0.875	22.23	58.20	1.040	0.472	12.00	F	F	M
LC 047D 10									0.937	23.80	54.00	0.964	0.502	12.76	F	F	M
LC 047D 11									1.000	25.40	50.20	0.897	0.533	13.53	F	F	M
LC 047D 12									1.125	28.58	44.10	0.788	0.593	15.05	G	G	N
LC 047D 13									1.250	31.75	39.40	0.703	0.653	16.58	G	G	N
LC 047D 14									1.375	34.93	35.50	0.634	0.713	18.11	G	G	N
LC 047D 15									1.500	38.10	32.40	0.578	0.773	19.64	G	G	N
LC 047D 16									1.750	44.45	27.50	0.491	0.893	22.69	G	G	N
LC 047D 17									2.000	50.80	23.90	0.426	1.014	25.74	G	G	N
LC 047D 18									2.250	57.15	21.10	0.377	1.134	28.80	G	G	N
LC 047D 19									2.500	63.50	18.90	0.338	1.254	31.85	G	G	N
LC 047D 20									2.750	69.85	17.10	0.305	1.376	34.96	G	G	N
LC 047D 21									3.000	76.20	15.70	0.280	1.490	37.86	G	G	N

SPECIAL INSTRUCTIONS FOR COMPRESSION SERIES

STOCK NUMBERS: Add "M" to end of Stock Number for Music Wire; "S" for Type 302 Stainless; "S316" for Type 316 Stainless.

PRICING: See Inside Front Cover for 10 to 199 pricing. To price or order up to 1000 pcs., visit leespring.com; 1000+ pcs. contact Lee Spring.

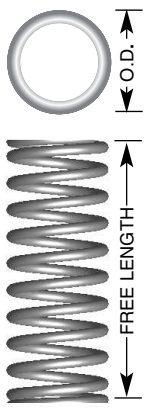
CALCULATIONS: Spring Rate and Load at Solid Hgt. are for Music Wire. For Type 302 or Type 316 Stainless, multiply figures shown by 5/6 (.833).

COMPRESSION SPRINGS: STANDARD SERIES (INCH)

ENDS ARE GROUND • Music Wire (Plated) or Stainless Steel (Passivated)

COMPRESSION SPRINGS

LEE STOCK NUMBER	OUTSIDE DIAMETER		TO WORK IN HOLE DIAMETER		WIRE DIAMETER		APPROX. LOAD AT SOLID HGT.		FREE LENGTH		SPRING RATE		SOLID HEIGHT		PRICE GROUP										
	IN.	MM	IN.	MM	IN.	MM	LB.	KG	IN.	MM	LB/IN.	KG/MM	IN.	MM	Music Wire	#302 Stainless	#316 Stainless								
															M	S	S316								
LC 049D 01	.300	7.62	.313	7.94	.049	1.24	26.790	12.150	0.375	9.53	193.46	3.455	0.244	6.19	F	F	M								
LC 049D 02									0.438	11.13	157.62	2.815	0.276	7.01	F	F	M								
LC 049D 03									0.500	12.70	133.31	2.381	0.308	7.82	F	F	M								
LC 049D 04									0.562	14.27	115.49	2.063	0.340	8.63	F	F	M								
LC 049D 05									0.625	15.88	101.69	1.816	0.372	9.46	F	F	M								
LC 049D 06									0.687	17.45	90.98	1.625	0.404	10.27	F	F	M								
LC 049D 07									0.750	19.05	82.19	1.468	0.437	11.09	G	G	N								
LC 049D 08									0.812	20.62	75.06	1.340	0.469	11.90	G	G	N								
LC 049D 09									0.875	22.23	68.97	1.232	0.501	12.73	G	G	N								
LC 049D 10									0.937	23.80	63.87	1.141	0.533	13.54	G	G	N								
LC 049D 11									.300	7.62	.313	7.94	.049	1.24	26.790	12.150	1.000	25.40	59.41	1.061	0.565	14.36	G	G	N
LC 049D 12																	1.125	28.58	52.18	0.932	0.630	16.00	G	G	N
LC 049D 13																	1.250	31.75	46.52	0.831	0.694	17.63	G	G	N
LC 049D 14																	1.375	34.93	41.97	0.749	0.759	19.27	G	G	N
LC 049D 15																	1.500	38.10	38.22	0.683	0.823	20.90	G	G	N
LC 049D 16																	1.750	44.45	32.44	0.579	0.952	24.17	J	J	P
LC 049D 17																	2.000	50.80	28.18	0.503	1.080	27.44	J	J	P
LC 049D 18																	2.250	57.15	24.90	0.445	1.209	30.71	J	J	P
LC 049D 19																	2.500	63.50	22.31	0.398	1.338	33.98	J	J	P
LC 049D 20																	2.750	69.85	20.20	0.361	1.467	37.27	J	J	P
LC 049D 21									3.000	76.20	18.40	0.329	1.601	40.66	K	L	S								
LC 051D 01	.300	7.62	.313	7.94	.051	1.30	29.250	13.270	0.375	9.53	229.90	4.106	0.255	6.48	F	F	M								
LC 051D 02									0.438	11.13	186.80	3.336	0.290	7.36	F	F	M								
LC 051D 03									0.500	12.70	157.70	2.817	0.324	8.23	F	F	M								
LC 051D 04									0.562	14.27	136.50	2.437	0.358	9.10	F	F	M								
LC 051D 05									0.625	15.88	120.00	2.143	0.393	9.98	F	F	M								
LC 051D 06									0.687	17.45	107.30	1.916	0.427	10.84	F	F	M								
LC 051D 07									0.750	19.05	96.90	1.730	0.461	11.72	G	G	N								
LC 051D 08									0.812	20.62	88.40	1.579	0.496	12.59	G	G	N								
LC 051D 09									0.875	22.23	81.20	1.450	0.530	13.47	G	G	N								
LC 051D 10									0.937	23.80	75.20	1.343	0.564	14.33	G	G	N								
LC 051D 11									1.000	25.40	69.90	1.248	0.599	15.21	G	G	N								
LC 051D 12									1.125	28.58	61.40	1.096	0.668	16.96	G	G	N								
LC 051D 13									1.250	31.75	54.70	0.976	0.737	18.71	G	G	N								
LC 051D 14									1.375	34.93	49.30	0.881	0.805	20.45	G	G	N								
LC 051D 15									1.500	38.10	44.90	0.802	0.874	22.20	G	G	N								
LC 051D 16									1.750	44.45	38.10	0.680	1.012	25.69	J	J	P								
LC 051D 17									2.000	50.80	33.10	0.591	1.149	29.19	J	J	P								
LC 051D 18									2.250	57.15	29.20	0.522	1.287	32.68	J	J	P								
LC 051D 19									2.500	63.50	26.20	0.467	1.424	36.17	J	J	P								



SPECIAL INSTRUCTIONS FOR COMPRESSION SERIES

STOCK NUMBERS: Add "M" to end of Stock Number for Music Wire; "S" for Type 302 Stainless; "S316" for Type 316 Stainless.
PRICING: See Inside Front Cover for 10 to 199 pricing. To price or order up to 1000 pcs., visit leespring.com; 1000+ pcs. contact Lee Spring.
CALCULATIONS: Spring Rate and Load at Solid Hgt. are for Music Wire. For Type 302 or Type 316 Stainless, multiply figures shown by 5/6 (.833).

COMPRESSION SPRINGS: STANDARD SERIES (INCH)

ENDS ARE GROUND • Music Wire (Plated) or Stainless Steel (Passivated)

COMPRESSION SPRINGS

LEE STOCK NUMBER	OUTSIDE DIAMETER		TO WORK IN HOLE DIAMETER		WIRE DIAMETER		APPROX. LOAD AT SOLID HGT.		FREE LENGTH		SPRING RATE		SOLID HEIGHT		PRICE GROUP		
	IN.	MM	IN.	MM	IN.	MM	LB.	KG	IN.	MM	LB/IN.	KG/MM	IN.	MM	Music Wire	#302 Stainless	#316 Stainless
LC 016DE 01	.312	7.92	.328	8.33	.016	.41	.553	.251	0.250	6.35	2.84	0.051	0.055	1.40	F	F	M
LC 016DE 02									0.312	7.92	2.21	0.039	0.061	1.56	F	G	N
LC 016DE 03									0.375	9.53	1.80	0.032	0.068	1.72	F	G	N
LC 016DE 04									0.438	11.13	1.52	0.027	0.074	1.88	F	G	N
LC 016DE 05									0.500	12.70	1.32	0.024	0.080	2.04	F	G	N
LC 016DE 06									0.562	14.27	1.17	0.021	0.086	2.20	F	G	N
LC 016DE 07									0.625	15.88	1.04	0.019	0.093	2.36	F	G	N
LC 016DE 08									0.687	17.45	0.94	0.017	0.099	2.52	F	G	N
LC 016DE 09									0.750	19.05	0.86	0.015	0.105	2.68	F	G	N
LC 016DE 10									0.812	20.62	0.79	0.014	0.112	2.84	F	G	N
LC 016DE 11									0.875	22.23	0.73	0.013	0.118	3.00	F	G	N
LC 016DE 12									0.937	23.80	0.68	0.012	0.124	3.16	F	G	N
LC 016DE 13									1.000	25.40	0.64	0.011	0.131	3.32	F	G	N
LC 016DE 14									1.250	31.75	0.51	0.009	0.156	3.96	J	J	P
LC 016DE 15									1.500	38.10	0.42	0.008	0.181	4.60	K	K	R
LC 016DE 16									1.750	44.45	0.36	0.006	0.206	5.25	K	K	R
LC 016DE 17									2.000	50.80	0.31	0.006	0.232	5.89	K	K	R
LC 023DE 01	.312	7.92	.328	8.33	.023	.58	1.195	.542	0.375	9.53	4.91	0.088	0.131	3.34	F	F	M
LC 023DE 02									0.438	11.13	4.12	0.074	0.147	3.75	F	F	M
LC 023DE 03									0.500	12.70	3.55	0.063	0.163	4.15	F	F	M
LC 023DE 04									0.563	14.30	3.12	0.056	0.179	4.56	F	F	M
LC 023DE 05									0.625	15.88	2.79	0.050	0.195	4.96	F	F	M
LC 023DE 06									0.688	17.48	2.51	0.045	0.211	5.37	F	F	M
LC 023DE 07									0.750	19.05	2.29	0.041	0.227	5.77	F	F	M
LC 023DE 08									0.813	20.65	2.10	0.038	0.243	6.18	F	F	M
LC 023DE 09									0.875	22.23	1.95	0.035	0.259	6.58	F	F	M
LC 023DE 10									0.938	23.83	1.81	0.032	0.275	6.99	F	F	M
LC 023DE 11									1.000	25.40	1.69	0.030	0.291	7.39	F	F	M
LC 023DE 12									1.250	31.75	1.34	0.024	0.355	9.01	F	F	M
LC 023DE 13									1.375	34.93	1.21	0.022	0.387	9.82	F	F	M
LC 023DE 14									1.500	38.10	1.11	0.020	0.419	10.63	F	F	M
LC 023DE 15									1.750	44.45	0.95	0.017	0.482	12.25	G	G	N
LC 023DE 16									2.000	50.80	0.83	0.015	0.546	13.87	G	G	N
LC 023DE 17									2.250	57.15	0.73	0.013	0.610	15.49	G	G	N
LC 023DE 18									2.500	63.50	0.66	0.012	0.674	17.11	G	G	N

SPECIAL INSTRUCTIONS FOR COMPRESSION SERIES

STOCK NUMBERS: Add "M" to end of Stock Number for Music Wire; "S" for Type 302 Stainless; "S316" for Type 316 Stainless.

PRICING: See Inside Front Cover for 10 to 199 pricing. To price or order up to 1000 pcs., visit leespring.com; 1000+ pcs. contact Lee Spring.

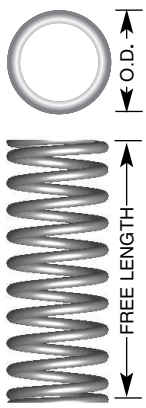
CALCULATIONS: Spring Rate and Load at Solid Hgt. are for Music Wire. For Type 302 or Type 316 Stainless, multiply figures shown by 5/6 (.833).

COMPRESSION SPRINGS: STANDARD SERIES (INCH)

ENDS ARE GROUND • Music Wire (Plated) or Stainless Steel (Passivated)

LEE STOCK NUMBER	OUTSIDE DIAMETER		TO WORK IN HOLE DIAMETER		WIRE DIAMETER		APPROX. LOAD AT SOLID HGT.		FREE LENGTH		SPRING RATE		SOLID HEIGHT		PRICE GROUP		
	IN.	MM	IN.	MM	IN.	MM	LB.	KG	IN.	MM	LB/IN.	KG/MM	IN.	MM	Music Wire	#302 Stainless	#316 Stainless
LC 026DE 01	.312	7.92	.328	8.33	.026	.66	2.417	1.096	0.438	11.13	8.33	0.149	0.148	3.75	F	F	M
LC 026DE 02									0.500	12.70	7.18	0.128	0.163	4.14	F	F	M
LC 026DE 03									0.563	14.30	6.29	0.112	0.178	4.53	F	F	M
LC 026DE 04									0.625	15.88	5.61	0.100	0.193	4.91	F	F	M
LC 026DE 05									0.688	17.48	5.05	0.09	0.209	5.30	F	F	M
LC 026DE 06									0.750	19.05	4.61	0.082	0.224	5.69	F	F	M
LC 026DE 07									0.813	20.65	4.22	0.075	0.239	6.08	F	F	M
LC 026DE 08									0.875	22.23	3.91	0.070	0.254	6.46	F	F	M
LC 026DE 09									0.938	23.83	3.63	0.065	0.270	6.85	F	F	M
LC 026DE 10									1.000	25.40	3.39	0.061	0.285	7.24	F	F	M
LC 026DE 11									1.250	31.75	2.68	0.048	0.346	8.79	F	F	M
LC 026DE 12									1.500	38.10	2.22	0.040	0.407	10.34	F	F	M
LC 026DE 13									1.750	44.45	1.89	0.034	0.468	11.89	F	F	M
LC 026DE 14									2.000	50.80	1.65	0.029	0.529	13.44	F	F	M
LC 026DE 15									2.250	57.15	1.46	0.026	0.590	14.99	G	G	N
LC 026DE 16									2.500	63.50	1.31	0.023	0.651	16.54	G	G	N
LC 047DE 01	.312	7.92	.328	8.74	.047	1.19	13.282	6.025	0.375	9.53	116.19	2.080	0.261	6.63	F	F	M
LC 047DE 02									0.438	11.13	94.91	1.699	0.297	7.54	F	F	M
LC 047DE 03									0.500	12.70	80.42	1.439	0.334	8.48	F	F	M
LC 047DE 04									0.562	14.27	69.76	1.249	0.370	9.40	F	F	M
LC 047DE 05									0.625	15.88	61.49	1.101	0.406	10.31	F	F	M
LC 047DE 06									0.687	17.45	55.06	0.986	0.443	11.25	F	F	M
LC 047DE 07									0.750	19.05	49.77	0.891	0.479	12.17	F	F	M
LC 047DE 08									0.812	20.62	45.47	0.814	0.516	13.11	F	F	M
LC 047DE 09									0.875	22.23	41.81	0.748	0.552	14.02	F	F	M
LC 047DE 10									0.937	23.80	38.73	0.693	0.588	14.94	F	F	M
LC 047DE 11									1.000	25.40	36.04	0.645	0.625	15.88	F	F	M
LC 047DE 12									1.125	28.58	31.67	0.567	0.698	17.73	G	G	N
LC 047DE 13									1.250	31.75	28.24	0.506	0.771	19.58	G	G	N
LC 047DE 14									1.375	34.93	25.49	0.456	0.844	21.44	G	G	N
LC 047DE 15									1.500	38.10	23.22	0.416	0.917	23.29	G	G	N
LC 047DE 16									1.750	44.45	19.72	0.353	1.063	27.00	G	G	N
LC 047DE 17									2.000	50.80	17.13	0.307	1.208	30.68	G	G	N
LC 047DE 18									2.250	57.15	15.14	0.271	1.354	34.39	G	G	N
LC 047DE 19									2.500	63.50	13.57	0.243	1.500	38.10	G	G	N
LC 047DE 20									2.750	69.85	12.29	0.220	1.646	41.81	G	G	N
LC 047DE 21									3.000	76.20	11.24	0.201	1.792	45.52	G	G	N

COMPRESSION SPRINGS



SPECIAL INSTRUCTIONS FOR COMPRESSION SERIES

STOCK NUMBERS: Add "M" to end of Stock Number for Music Wire; "S" for Type 302 Stainless; "S316" for Type 316 Stainless.
PRICING: See Inside Front Cover for 10 to 199 pricing. To price or order up to 1000 pcs., visit leespring.com; 1000+ pcs. contact Lee Spring.
CALCULATIONS: Spring Rate and Load at Solid Hgt. are for Music Wire. For Type 302 or Type 316 Stainless, multiply figures shown by 5/6 (.833).

COMPRESSION SPRINGS: STANDARD SERIES (INCH)

ENDS ARE GROUND • Music Wire (Plated) or Stainless Steel (Passivated)

COMPRESSION SPRINGS

LEE STOCK NUMBER	OUTSIDE DIAMETER		TO WORK IN HOLE DIAMETER		WIRE DIAMETER		APPROX. LOAD AT SOLID HGT.		FREE LENGTH		SPRING RATE		SOLID HEIGHT		PRICE GROUP		
	IN.	MM	IN.	MM	IN.	MM	LB.	KG	IN.	MM	LB/IN.	KG/MM	IN.	MM	Music Wire	#302 Stainless	#316 Stainless
LC 026E 01	.360	9.15	.375	9.53	.026	.66	3.500	1.585	0.500	12.70	9.00	0.160	0.108	2.74	F	F	M
LC 026E 02									0.563	14.29	8.00	0.143	0.115	2.92	F	F	M
LC 026E 03									0.625	15.88	7.00	0.125	0.124	3.15	F	F	M
LC 026E 04									0.688	17.46	6.50	0.116	0.131	3.33	F	F	M
LC 026E 05									0.750	19.05	6.00	0.107	0.138	3.50	F	F	M
LC 026E 06									0.813	20.64	5.50	0.098	0.144	3.66	F	F	M
LC 026E 07									0.875	22.22	5.00	0.089	0.151	3.84	F	F	M
LC 026E 08									0.938	23.81	4.50	0.080	0.157	3.99	F	F	M
LC 026E 09									1.000	25.40	4.00	0.071	0.170	4.32	F	F	M
LC 026E 10									1.125	28.58	3.50	0.062	0.190	4.83	F	F	M
LC 026E 11									1.250	31.75	3.25	0.058	0.210	5.33	F	F	M
LC 026E 12									1.500	38.10	2.70	0.048	0.239	6.07	F	F	M
LC 026E 13									1.750	44.45	2.40	0.043	0.250	6.35	F	F	M
LC 026E 14									2.000	50.80	2.10	0.037	0.278	7.06	F	F	M
LC 026E 15									2.250	57.15	1.88	0.033	0.317	8.05	G	G	N
LC 029E 01	.360	9.15	.375	9.53	.029	.74	4.500	2.038	0.500	12.70	12.20	0.218	0.141	3.58	F	F	M
LC 029E 02									0.563	14.29	10.70	0.191	0.151	3.84	F	F	M
LC 029E 03									0.625	15.88	9.60	0.171	0.161	4.09	F	F	M
LC 029E 04									0.688	17.46	8.60	0.153	0.171	4.34	F	F	M
LC 029E 05									0.750	19.05	7.60	0.136	0.181	4.60	F	F	M
LC 029E 06									0.813	20.64	7.00	0.125	0.192	4.88	F	F	M
LC 029E 07									0.875	22.22	6.50	0.116	0.202	5.13	F	F	M
LC 029E 08									0.938	23.81	6.10	0.109	0.213	5.41	F	F	M
LC 029E 09									1.000	25.40	5.70	0.102	0.222	5.64	F	F	M
LC 029E 10									1.125	28.58	5.00	0.089	0.242	6.15	F	F	M
LC 029E 11									1.250	31.75	4.40	0.078	0.264	6.70	F	F	M
LC 029E 12									1.375	34.92	4.00	0.071	0.283	7.19	F	F	M
LC 029E 13									1.500	38.10	3.65	0.065	0.304	7.72	F	F	M
LC 029E 14									1.750	44.45	3.15	0.056	0.334	8.48	F	F	M
LC 029E 15									2.000	50.80	2.68	0.048	0.384	9.75	G	G	N
LC 032E 0	.360	9.15	.375	9.53	.032	.81	6.250	2.831	0.375	9.52	25.50	0.455	0.120	3.05	F	F	M
LC 032E 01									0.500	12.70	18.00	0.321	0.145	3.68	F	F	M
LC 032E 02									0.563	14.29	16.00	0.285	0.161	4.09	F	F	M
LC 032E 03									0.625	15.88	14.50	0.258	0.169	4.29	F	F	M
LC 032E 04									0.688	17.46	13.00	0.232	0.177	4.50	F	F	M
LC 032E 05									0.750	19.05	12.00	0.214	0.185	4.70	F	F	M
LC 032E 06									0.813	20.64	11.00	0.196	0.201	5.10	F	F	M
LC 032E 07									0.875	22.22	10.00	0.178	0.209	5.31	F	F	M
LC 032E 08									0.938	23.81	9.50	0.169	0.225	5.72	F	F	M
LC 032E 09									1.000	25.40	8.50	0.152	0.241	6.12	F	F	M
LC 032E 10									1.125	28.58	7.50	0.134	0.265	6.73	F	F	M
LC 032E 11									1.250	31.75	7.00	0.125	0.277	7.04	F	F	M
LC 032E 12									1.375	34.92	6.50	0.116	0.297	7.54	F	F	M
LC 032E 13									1.500	38.10	5.50	0.098	0.338	8.58	F	F	M
LC 032E 14									1.750	44.45	4.60	0.082	0.381	9.68	F	F	M
LC 032E 15									2.000	50.80	4.00	0.071	0.421	10.69	G	G	N
LC 032E 16									2.250	57.15	3.60	0.064	0.471	11.96	G	G	N
LC 032E 17	2.500	63.50	3.24	0.058	0.514	13.06	G	G	N								

SPECIAL INSTRUCTIONS FOR COMPRESSION SERIES

STOCK NUMBERS: Add "M" to end of Stock Number for Music Wire; "S" for Type 302 Stainless; "S316" for Type 316 Stainless.

PRICING: See Inside Front Cover for 10 to 199 pricing. To price or order up to 1000 pcs., visit leespring.com; 1000+ pcs. contact Lee Spring.

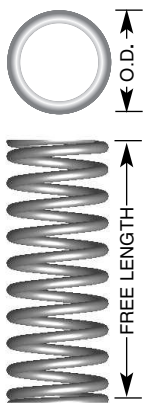
CALCULATIONS: Spring Rate and Load at Solid Hgt. are for Music Wire. For Type 302 or Type 316 Stainless, multiply figures shown by 5/6 (.833).

COMPRESSION SPRINGS: STANDARD SERIES (INCH)

ENDS ARE GROUND • Music Wire (Plated) or Stainless Steel (Passivated)

LEE STOCK NUMBER	OUTSIDE DIAMETER		TO WORK IN HOLE DIAMETER		WIRE DIAMETER		APPROX. LOAD AT SOLID HGT.		FREE LENGTH		SPRING RATE		SOLID HEIGHT		PRICE GROUP		
	IN.	MM	IN.	MM	IN.	MM	LB.	KG	IN.	MM	LB./IN.	KG/MM	IN.	MM	Music Wire	#302 Stainless	#316 Stainless
															M	S	S316
LC 035E 01	.360	9.15	.375	9.53	.035	.89	7.750	3.510	0.438	11.11	27.80	0.496	0.164	4.16	F	F	M
LC 035E 02									0.500	12.70	23.70	0.422	0.178	4.52	F	F	M
LC 035E 03									0.563	14.29	20.30	0.362	0.194	4.93	F	F	M
LC 035E 04									0.625	15.88	18.00	0.321	0.208	5.28	F	F	M
LC 035E 05									0.688	17.46	16.00	0.285	0.223	5.66	F	F	M
LC 035E 06									0.750	19.05	14.70	0.262	0.238	6.04	F	F	M
LC 035E 07									0.813	20.64	13.30	0.237	0.252	6.40	F	F	M
LC 035E 08									0.875	22.22	12.50	0.223	0.266	6.76	F	F	M
LC 035E 09									0.938	23.81	11.70	0.209	0.279	7.09	F	F	M
LC 035E 10									1.000	25.40	11.00	0.196	0.293	7.44	F	F	M
LC 035E 11									1.125	28.58	9.50	0.169	0.325	8.26	F	F	M
LC 035E 12									1.250	31.75	8.60	0.153	0.351	8.92	F	F	M
LC 035E 13									1.375	34.92	7.70	0.137	0.381	9.68	F	F	M
LC 035E 14									1.500	38.10	7.00	0.125	0.410	10.41	F	F	M
LC 035E 15									1.750	44.45	6.10	0.109	0.465	11.81	G	G	N
LC 035E 16									2.000	50.80	5.20	0.093	0.525	13.34	G	G	N
LC 035E 17									2.250	57.15	4.60	0.082	0.580	14.73	G	G	N
LC 035E 18									2.500	63.50	4.10	0.073	0.640	16.26	G	G	N
LC 038E 01	.360	9.15	.375	9.53	.038	.96	10.250	4.642	0.438	11.11	38.00	0.678	0.172	4.37	F	F	M
LC 038E 02									0.500	12.70	32.00	0.570	0.191	4.85	F	F	M
LC 038E 03									0.563	14.29	28.00	0.499	0.200	5.08	F	F	M
LC 038E 04									0.625	15.88	25.00	0.446	0.219	5.56	F	F	M
LC 038E 05									0.688	17.46	22.00	0.392	0.239	6.07	F	F	M
LC 038E 06									0.750	19.05	21.00	0.374	0.248	6.30	F	F	M
LC 038E 07									0.813	20.64	19.00	0.339	0.267	6.78	F	F	M
LC 038E 08									0.875	22.22	17.00	0.303	0.286	7.26	F	F	M
LC 038E 09									0.938	23.81	16.00	0.285	0.305	7.75	F	F	M
LC 038E 10									1.000	25.40	15.00	0.267	0.324	8.23	F	F	M
LC 038E 11									1.125	28.58	13.00	0.232	0.352	8.94	F	F	M
LC 038E 12									1.250	31.75	12.00	0.214	0.381	9.68	F	F	M
LC 038E 13									1.375	34.92	10.00	0.178	0.438	11.12	F	F	M
LC 038E 14									1.500	38.10	9.00	0.160	0.477	12.12	F	F	M
LC 038E 15									1.750	44.45	8.20	0.146	0.518	13.16	G	G	N
LC 038E 16									2.000	50.80	7.50	0.134	0.575	14.60	G	G	N
LC 038E 17									2.250	57.15	6.50	0.116	0.632	16.05	G	G	N
LC 038E 18									2.500	63.50	5.80	0.103	0.714	18.14	G	G	N

COMPRESSION SPRINGS



SPECIAL INSTRUCTIONS FOR COMPRESSION SERIES

STOCK NUMBERS: Add "M" to end of Stock Number for Music Wire; "S" for Type 302 Stainless; "S316" for Type 316 Stainless.
PRICING: See Inside Front Cover for 10 to 199 pricing. To price or order up to 1000 pcs., visit leespring.com; 1000+ pcs. contact Lee Spring.
CALCULATIONS: Spring Rate and Load at Solid Hgt. are for Music Wire. For Type 302 or Type 316 Stainless, multiply figures shown by 5/6 (.833).

COMPRESSION SPRINGS: STANDARD SERIES (INCH)

ENDS ARE GROUND • Music Wire (Plated) or Stainless Steel (Passivated)

COMPRESSION SPRINGS

LEE STOCK NUMBER	OUTSIDE DIAMETER		TO WORK IN HOLE DIAMETER		WIRE DIAMETER		APPROX. LOAD AT SOLID HGT.		FREE LENGTH		SPRING RATE		SOLID HEIGHT		PRICE GROUP		
	IN.	MM	IN.	MM	IN.	MM	LB.	KG	IN.	MM	LB/IN.	KG/MM	IN.	MM	Music Wire	#302 Stainless	#316 Stainless
LC 040E 01	.360	9.15	.375	9.53	.040	1.02	11.500	5.208	0.438	11.11	44.20	0.788	0.196	4.98	F	F	M
LC 040E 02									0.500	12.70	38.20	0.681	0.214	5.44	F	F	M
LC 040E 03									0.563	14.29	33.00	0.588	0.234	5.94	F	F	M
LC 040E 04									0.625	15.88	28.60	0.510	0.254	6.45	F	F	M
LC 040E 05									0.688	17.46	26.20	0.467	0.270	6.86	F	F	M
LC 040E 06									0.750	19.05	24.00	0.428	0.290	7.37	F	F	M
LC 040E 07									0.813	20.64	22.20	0.396	0.306	7.77	F	F	M
LC 040E 08									0.875	22.22	20.20	0.360	0.326	8.28	F	F	M
LC 040E 09									0.938	23.81	18.80	0.335	0.342	8.69	F	F	M
LC 040E 10									1.000	25.40	17.40	0.310	0.362	9.19	F	F	M
LC 040E 11									1.125	28.58	15.40	0.274	0.398	10.11	F	F	M
LC 040E 12									1.250	31.75	13.80	0.246	0.435	11.05	F	F	M
LC 040E 13									1.375	34.92	12.40	0.221	0.475	12.06	F	F	M
LC 040E 14									1.500	38.10	11.50	0.205	0.510	12.95	F	F	M
LC 040E 15									1.750	44.45	9.70	0.173	0.586	14.88	F	F	M
LC 040E 16									2.000	50.80	8.60	0.153	0.660	16.76	G	G	N
LC 040E 17									2.250	57.15	7.50	0.134	0.730	18.54	G	G	N
LC 040E 18									2.500	63.50	6.60	0.118	0.810	20.57	G	G	N
LC 042E 01	.360	9.15	.375	9.53	.042	1.07	13.500	6.114	0.438	11.13	56.00	0.998	0.201	5.10	F	F	M
LC 042E 02									0.500	12.70	46.00	0.820	0.222	5.64	F	F	M
LC 042E 03									0.563	14.29	42.00	0.749	0.232	5.89	F	F	M
LC 042E 04									0.625	15.88	37.00	0.660	0.253	6.43	F	F	M
LC 042E 05									0.688	17.46	33.00	0.588	0.274	6.96	F	F	M
LC 042E 06									0.750	19.05	31.00	0.553	0.285	7.24	F	F	M
LC 042E 07									0.813	20.64	28.00	0.499	0.306	7.77	F	F	M
LC 042E 08									0.875	22.22	25.00	0.446	0.337	8.56	F	F	M
LC 042E 09									0.938	23.81	23.00	0.410	0.359	9.12	F	F	M
LC 042E 10									1.000	25.40	21.00	0.374	0.379	9.63	F	F	M
LC 042E 11									1.125	28.58	19.00	0.339	0.411	10.44	F	F	M
LC 042E 12									1.250	31.75	17.00	0.303	0.453	11.51	F	F	M
LC 042E 13									1.375	34.92	16.00	0.285	0.485	12.32	F	F	M
LC 042E 14									1.500	38.10	14.50	0.258	0.527	13.38	F	F	M
LC 042E 15									1.750	44.45	12.00	0.214	0.614	15.60	G	G	N
LC 042E 16									2.000	50.80	10.50	0.187	0.677	17.20	G	G	N
LC 042E 17									2.250	57.15	9.00	0.160	0.769	19.53	G	G	N
LC 042E 18									2.500	63.50	8.25	0.147	0.850	21.59	G	G	N

SPECIAL INSTRUCTIONS FOR COMPRESSION SERIES

STOCK NUMBERS: Add "M" to end of Stock Number for Music Wire; "S" for Type 302 Stainless; "S316" for Type 316 Stainless.

PRICING: See Inside Front Cover for 10 to 199 pricing. To price or order up to 1000 pcs., visit leespring.com; 1000+ pcs. contact Lee Spring.

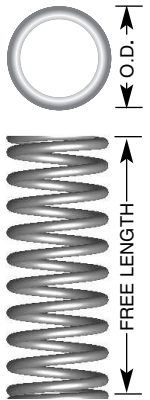
CALCULATIONS: Spring Rate and Load at Solid Hgt. are for Music Wire. For Type 302 or Type 316 Stainless, multiply figures shown by 5/6 (.833).

COMPRESSION SPRINGS: STANDARD SERIES (INCH)

ENDS ARE GROUND • Music Wire (Plated) or Stainless Steel (Passivated)

COMPRESSION SPRINGS

LEE STOCK NUMBER	OUTSIDE DIAMETER		TO WORK IN HOLE DIAMETER		WIRE DIAMETER		APPROX. LOAD AT SOLID HGT.		FREE LENGTH		SPRING RATE		SOLID HEIGHT		PRICE GROUP		
	IN.	MM	IN.	MM	IN.	MM	LB.	KG	IN.	MM	LB/IN.	KG/MM	IN.	MM	Music Wire	#302 Stainless	#316 Stainless
															M	S	S316
LC 045E 01	.360	9.15	.375	9.53	.045	1.14	16.500	7.473	0.438	11.13	75.00	1.337	0.215	5.46	F	F	M
LC 045E 02									0.500	12.70	65.00	1.159	0.232	5.89	F	F	M
LC 045E 03									0.563	14.29	55.00	0.981	0.260	6.60	F	F	M
LC 045E 04									0.625	15.88	49.00	0.874	0.271	6.88	F	F	M
LC 045E 05									0.688	17.46	44.00	0.784	0.294	7.47	F	F	M
LC 045E 06									0.750	19.05	40.00	0.713	0.316	8.03	F	F	M
LC 045E 07									0.813	20.64	37.00	0.660	0.339	8.61	F	F	M
LC 045E 08									0.875	22.22	33.00	0.588	0.361	9.17	F	F	M
LC 045E 09									0.938	23.81	30.00	0.535	0.395	10.03	F	F	M
LC 045E 10									1.000	25.40	28.00	0.499	0.417	10.59	F	F	M
LC 045E 11									1.125	28.58	25.00	0.446	0.451	11.46	F	F	M
LC 045E 12									1.250	31.75	22.00	0.392	0.512	13.00	F	F	M
LC 045E 13									1.375	34.92	20.00	0.357	0.541	13.74	F	F	M
LC 045E 14									1.500	38.10	18.00	0.321	0.586	14.88	F	F	M
LC 045E 15									1.750	44.45	15.50	0.276	0.681	17.30	G	G	N
LC 045E 16									2.000	50.80	13.30	0.237	0.762	19.35	G	G	N
LC 045E 17									2.250	57.15	11.80	0.210	0.851	21.62	G	G	N
LC 045E 18									2.500	63.50	10.60	0.189	0.945	24.00	G	G	N
LC 045E 19									2.750	69.85	9.37	0.167	1.045	26.54	G	G	N
LC 047E 01	.360	9.15	.375	9.53	.047	1.19	20.800	9.430	0.438	11.13	93.00	1.660	0.221	5.62	F	F	M
LC 047E 02									0.500	12.70	78.80	1.407	0.243	6.18	F	F	M
LC 047E 03									0.563	14.30	68.20	1.218	0.266	6.76	F	F	M
LC 047E 04									0.625	15.88	60.20	1.076	0.289	7.33	F	F	M
LC 047E 05									0.688	17.48	53.80	0.962	0.311	7.91	F	F	M
LC 047E 06									0.750	19.05	48.80	0.871	0.334	8.48	F	F	M
LC 047E 07									0.813	20.65	44.50	0.794	0.357	9.06	F	F	M
LC 047E 08									0.875	22.23	41.00	0.731	0.379	9.63	F	F	M
LC 047E 09									0.938	23.83	37.90	0.677	0.402	10.20	F	F	M
LC 047E 10									1.000	25.40	35.30	0.630	0.424	10.77	F	F	M
LC 047E 11									1.125	28.58	31.00	0.554	0.469	11.92	F	F	M
LC 047E 12									1.250	31.75	27.70	0.494	0.514	13.07	G	G	N
LC 047E 13									1.375	34.93	25.00	0.446	0.560	14.21	G	G	N
LC 047E 14									1.500	38.10	22.70	0.406	0.605	15.36	G	G	N
LC 047E 15									1.750	44.45	19.30	0.345	0.695	17.66	G	G	N
LC 047E 16									2.000	50.80	16.80	0.300	0.785	19.95	J	J	P
LC 047E 17									2.250	57.15	14.80	0.265	0.876	22.24	J	J	P
LC 047E 18									2.500	63.50	13.30	0.237	0.966	24.54	J	J	P
LC 047E 19									2.750	69.85	12.00	0.215	1.056	26.83	K	M	T
LC 047E 20									3.000	76.20	11.00	0.197	1.147	29.13	K	M	T
LC 047E 21									3.250	82.55	10.10	0.180	1.241	31.52	K	L	S
LC 047E 22									3.500	88.90	9.40	0.168	1.326	33.68	K	L	S



SPECIAL INSTRUCTIONS FOR COMPRESSION SERIES

STOCK NUMBERS: Add "M" to end of Stock Number for Music Wire; "S" for Type 302 Stainless; "S316" for Type 316 Stainless.
PRICING: See Inside Front Cover for 10 to 199 pricing. To price or order up to 1000 pcs., visit leespring.com; 1000+ pcs. contact Lee Spring.
CALCULATIONS: Spring Rate and Load at Solid Hgt. are for Music Wire. For Type 302 or Type 316 Stainless, multiply figures shown by 5/6 (.833).

COMPRESSION SPRINGS: STANDARD SERIES (INCH)

ENDS ARE GROUND • Music Wire (Plated) or Stainless Steel (Passivated)

COMPRESSION SPRINGS

LEE STOCK NUMBER	OUTSIDE DIAMETER		TO WORK IN HOLE DIAMETER		WIRE DIAMETER		APPROX. LOAD AT SOLID HGT.		FREE LENGTH		SPRING RATE		SOLID HEIGHT		PRICE GROUP		
	IN.	MM	IN.	MM	IN.	MM	LB.	KG	IN.	MM	LB/IN.	KG/MM	IN.	MM	Music Wire	#302 Stainless	#316 Stainless
															M	S	S316
LC 049E 01	.360	9.15	.375	9.53	.049	1.24	23.000	10.430	0.438	11.13	109.10	1.948	0.234	5.94	F	F	M
LC 049E 02									0.500	12.70	92.20	1.647	0.258	6.56	F	F	M
LC 049E 03									0.562	14.27	79.90	1.427	0.282	7.17	F	F	M
LC 049E 04									0.625	15.88	70.40	1.257	0.307	7.80	F	F	M
LC 049E 05									0.687	17.45	63.00	1.124	0.331	8.42	F	F	M
LC 049E 06									0.750	19.05	56.90	1.016	0.356	9.04	F	F	M
LC 049E 07									0.812	20.62	51.90	0.928	0.380	9.66	F	F	M
LC 049E 08									0.875	22.23	47.70	0.852	0.405	10.29	F	F	M
LC 049E 09									1.000	25.40	41.10	0.734	0.454	11.53	F	F	M
LC 049E 10									1.125	28.58	36.10	0.645	0.503	12.77	G	G	N
LC 049E 11									1.250	31.75	32.20	0.575	0.552	14.01	G	G	N
LC 049E 12									1.375	34.93	29.00	0.519	0.601	15.25	G	G	N
LC 049E 13									1.500	38.10	26.50	0.472	0.649	16.50	G	G	N
LC 049E 14									1.750	44.45	22.40	0.401	0.747	18.98	J	J	P
LC 049E 15									2.000	50.80	19.50	0.348	0.845	21.47	J	J	P
LC 049E 16									2.250	57.15	17.20	0.308	0.943	23.95	J	J	P
LC 049E 17									2.500	63.50	15.40	0.276	1.041	26.43	J	K	R
LC 049E 18									2.750	69.85	14.00	0.250	1.139	28.92	K	M	T
LC 049E 19									3.000	76.20	12.80	0.228	1.236	31.40	K	M	T
LC 049E 20									3.250	82.55	11.80	0.211	1.330	33.79	K	M	T
LC 049E 21									3.500	88.90	10.90	0.195	1.432	36.37	K	M	T
LC 051E 01	.360	9.15	.375	9.53	.051	1.30	25.500	11.570	0.438	11.13	127.71	2.281	0.246	6.26	F	F	M
LC 051E 02									0.500	12.70	107.82	1.925	0.272	6.92	F	F	M
LC 051E 03									0.562	14.27	93.28	1.666	0.298	7.58	F	F	M
LC 051E 04									0.625	15.88	82.05	1.465	0.325	8.25	F	F	M
LC 051E 05									0.687	17.45	73.35	1.310	0.351	8.91	F	F	M
LC 051E 06									0.750	19.05	66.22	1.183	0.377	9.59	F	F	M
LC 051E 07									0.812	20.62	60.44	1.079	0.403	10.25	F	F	M
LC 051E 08									0.875	22.23	55.51	0.991	0.430	10.92	F	F	M
LC 051E 09									1.000	25.40	47.78	0.853	0.482	12.25	F	F	M
LC 051E 10									1.125	28.58	41.95	0.749	0.535	13.59	G	G	N
LC 051E 11									1.250	31.75	37.38	0.668	0.587	14.92	G	G	N
LC 051E 12									1.375	34.93	33.71	0.602	0.640	16.26	G	G	N
LC 051E 13									1.500	38.10	30.69	0.548	0.693	17.59	G	G	N
LC 051E 14									1.750	44.45	26.04	0.465	0.798	20.26	J	J	P
LC 051E 15									2.000	50.80	22.61	0.404	0.903	22.93	J	J	P
LC 051E 16									2.250	57.15	19.98	0.357	1.008	25.60	J	J	P
LC 051E 17									2.500	63.50	17.89	0.320	1.113	28.27	J	J	P
LC 051E 18									2.750	69.85	16.20	0.289	1.218	30.93	K	M	T
LC 051E 19									3.000	76.20	14.81	0.264	1.323	33.60	K	M	T
LC 051E 20									3.250	82.55	13.60	0.243	1.434	36.41	K	M	T
LC 051E 21									3.500	88.90	12.60	0.225	1.539	39.09	K	M	T

SPECIAL INSTRUCTIONS FOR COMPRESSION SERIES

STOCK NUMBERS: Add "M" to end of Stock Number for Music Wire; "S" for Type 302 Stainless; "S316" for Type 316 Stainless.

PRICING: See Inside Front Cover for 10 to 199 pricing. To price or order up to 1000 pcs., visit leespring.com; 1000+ pcs. contact Lee Spring.

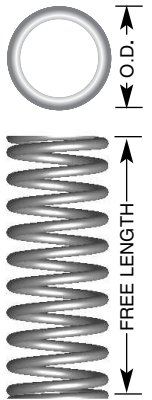
CALCULATIONS: Spring Rate and Load at Solid Hgt. are for Music Wire. For Type 302 or Type 316 Stainless, multiply figures shown by 5/6 (.833).

COMPRESSION SPRINGS: STANDARD SERIES (INCH)

ENDS ARE GROUND • Music Wire (Plated) or Stainless Steel (Passivated)

COMPRESSION SPRINGS

LEE STOCK NUMBER	OUTSIDE DIAMETER		TO WORK IN HOLE DIAMETER		WIRE DIAMETER		APPROX. LOAD AT SOLID HGT.		FREE LENGTH		SPRING RATE		SOLID HEIGHT		PRICE GROUP										
	IN.	MM	IN.	MM	IN.	MM	LB.	KG	IN.	MM	LB/IN.	KG/MM	IN.	MM	Music Wire	#302 Stainless	#316 Stainless								
															M	S	S316								
LC 055E 01	.360	9.15	.375	9.53	.055	1.40	30.750	13.950	0.438	11.13	174.90	3.123	0.270	6.86	F	F	M								
LC 055E 02									0.500	12.70	147.10	2.626	0.300	7.61	F	F	M								
LC 055E 03									0.562	14.27	126.90	2.266	0.329	8.36	F	F	M								
LC 055E 04									0.625	15.88	111.40	1.989	0.359	9.13	F	F	M								
LC 055E 05									0.687	17.45	99.40	1.775	0.389	9.88	F	F	M								
LC 055E 06									0.750	19.05	89.60	1.600	0.419	10.65	F	F	M								
LC 055E 07									0.812	20.62	81.70	1.459	0.449	11.40	F	F	M								
LC 055E 08									0.875	22.23	75.00	1.339	0.479	12.16	F	F	M								
LC 055E 09									1.000	25.40	64.40	1.151	0.539	13.68	F	F	M								
LC 055E 10									1.125	28.58	56.50	1.009	0.598	15.20	G	G	N								
LC 055E 11									.360	9.15	.375	9.53	.055	1.40	30.750	13.950	1.250	31.75	50.30	0.898	0.658	16.71	G	G	N
LC 055E 12																	1.375	34.93	45.30	0.810	0.718	18.23	G	G	N
LC 055E 13																	1.500	38.10	41.30	0.737	0.777	19.75	G	G	N
LC 055E 14																	1.750	44.45	35.00	0.625	0.897	22.78	J	J	P
LC 055E 15																	2.000	50.80	30.30	0.542	1.016	25.82	J	J	P
LC 055E 16																	2.250	57.15	26.80	0.479	1.136	28.85	J	K	R
LC 055E 17																	2.500	63.50	24.00	0.429	1.255	31.88	J	K	R
LC 055E 18																	2.750	69.85	21.70	0.388	1.375	34.92	K	M	T
LC 055E 19																	3.000	76.20	19.80	0.354	1.494	37.95	K	M	T
LC 055E 20																	3.250	82.55	18.50	0.330	1.595	40.51	K	M	T
LC 055E 21									3.500	88.90	17.10	0.305	1.716	43.59	K	M	T								
LC 059E 01	.360	9.15	.375	9.53	.059	1.50	35.050	15.900	0.438	11.13	232.19	4.146	0.296	7.51	G	G	N								
LC 059E 02									0.500	12.70	194.50	3.473	0.329	8.37	G	G	N								
LC 059E 03									0.562	14.27	167.34	2.988	0.363	9.22	G	G	N								
LC 059E 04									0.625	15.88	146.55	2.617	0.397	10.09	G	G	N								
LC 059E 05									0.687	17.45	130.58	2.332	0.431	10.95	G	G	N								
LC 059E 06									0.750	19.05	117.56	2.099	0.465	11.82	G	G	N								
LC 059E 07									0.812	20.62	107.06	1.912	0.499	12.68	G	G	N								
LC 059E 08									0.875	22.23	98.15	1.753	0.533	13.55	G	G	N								
LC 059E 09									1.000	25.40	84.24	1.504	0.601	15.28	G	G	N								
LC 059E 10									1.125	28.58	73.78	1.318	0.669	17.00	J	J	P								
LC 059E 11									.360	9.15	.375	9.53	.059	1.50	35.050	15.900	1.250	31.75	65.64	1.172	0.737	18.73	J	J	P
LC 059E 12																	1.375	34.93	59.11	1.056	0.805	20.46	J	J	P
LC 059E 13																	1.500	38.10	53.76	0.960	0.873	22.18	J	J	P
LC 059E 14																	1.750	44.45	45.53	0.813	1.009	25.64	J	J	P
LC 059E 15																	2.000	50.80	39.48	0.705	1.145	29.09	J	J	P
LC 059E 16																	2.250	57.15	34.85	0.622	1.281	32.55	K	L	S
LC 059E 17																	2.500	63.50	31.19	0.557	1.417	36.00	K	L	S
LC 059E 18																	2.750	69.85	28.23	0.504	1.553	39.46	L	M	T
LC 059E 19																	3.000	76.20	25.78	0.460	1.689	42.91	L	M	T
LC 059E 20																	3.250	82.55	23.70	0.423	1.831	46.50	L	M	T
LC 059E 21									3.500	88.90	21.80	0.389	1.979	50.28	L	M	T								



SPECIAL INSTRUCTIONS FOR COMPRESSION SERIES

STOCK NUMBERS: Add "M" to end of Stock Number for Music Wire; "S" for Type 302 Stainless; "S316" for Type 316 Stainless.
PRICING: See Inside Front Cover for 10 to 199 pricing. To price or order up to 1000 pcs., visit leespring.com; 1000+ pcs. contact Lee Spring.
CALCULATIONS: Spring Rate and Load at Solid Hgt. are for Music Wire. For Type 302 or Type 316 Stainless, multiply figures shown by 5/6 (.833).

COMPRESSION SPRINGS: STANDARD SERIES (INCH)

ENDS ARE GROUND • Music Wire (Plated) or Stainless Steel (Passivated)

COMPRESSION SPRINGS

LEE STOCK NUMBER	OUTSIDE DIAMETER		TO WORK IN HOLE DIAMETER		WIRE DIAMETER		APPROX. LOAD AT SOLID HGT.		FREE LENGTH		SPRING RATE		SOLID HEIGHT		PRICE GROUP		
	IN.	MM	IN.	MM	IN.	MM	LB.	KG	IN.	MM	LB/IN.	KG/MM	IN.	MM	Music Wire	#302 Stainless	#316 Stainless
LC 026EE 01	.375	9.53	.391	9.92	.026	.66	2.353	1.067	0.500	12.70	6.24	0.111	0.123	3.12	F	F	M
LC 026EE 02									0.563	14.30	5.47	0.098	0.133	3.37	F	F	M
LC 026EE 03									0.625	15.88	4.88	0.087	0.142	3.61	F	F	M
LC 026EE 04									0.688	17.48	4.39	0.078	0.152	3.86	F	F	M
LC 026EE 05									0.750	19.05	4.00	0.071	0.161	4.10	F	F	M
LC 026EE 06									0.813	20.65	3.67	0.066	0.171	4.35	F	F	M
LC 026EE 07									0.875	22.23	3.40	0.061	0.181	4.59	F	F	M
LC 026EE 08									0.938	23.83	3.15	0.056	0.190	4.84	F	F	M
LC 026EE 09									1.000	25.40	2.95	0.053	0.200	5.08	F	F	M
LC 026EE 10									1.125	28.58	2.60	0.047	0.219	5.57	F	F	M
LC 026EE 11									1.250	31.75	2.33	0.042	0.239	6.06	F	F	M
LC 026EE 12									1.500	38.10	1.93	0.034	0.277	7.04	F	F	M
LC 026EE 13									1.750	44.45	1.65	0.029	0.316	8.03	F	F	M
LC 026EE 14									2.000	50.80	1.43	0.026	0.355	9.01	F	F	M
LC 026EE 15									2.250	57.15	1.27	0.023	0.393	9.99	G	G	N
LC 032EE 01	.375	9.53	.391	9.92	.032	.81	3.808	1.727	0.375	9.53	16.48	0.294	0.144	3.66	F	F	M
LC 032EE 02									0.500	12.70	11.75	0.210	0.175	4.45	F	F	M
LC 032EE 03									0.563	14.30	10.27	0.183	0.191	4.85	F	F	M
LC 032EE 04									0.625	15.88	9.13	0.163	0.207	5.25	F	F	M
LC 032EE 05									0.688	17.48	8.21	0.147	0.222	5.65	F	F	M
LC 032EE 06									0.750	19.05	7.47	0.133	0.238	6.04	F	F	M
LC 032EE 07									0.813	20.65	6.84	0.122	0.254	6.44	F	F	M
LC 032EE 08									0.875	22.23	6.32	0.113	0.269	6.84	F	F	M
LC 032EE 09									0.938	23.83	5.86	0.105	0.285	7.24	F	F	M
LC 032EE 10									1.000	25.40	5.47	0.098	0.301	7.64	F	F	M
LC 032EE 11									1.125	28.58	4.83	0.086	0.332	8.43	F	F	M
LC 032EE 12									1.250	31.75	4.32	0.077	0.363	9.23	F	F	M
LC 032EE 13									1.375	34.93	3.91	0.070	0.395	10.02	F	F	M
LC 032EE 14									1.500	38.10	3.57	0.064	0.426	10.82	F	F	M
LC 032EE 15									1.750	44.45	3.04	0.054	0.489	12.41	F	F	M
LC 032EE 16									2.000	50.80	2.65	0.047	0.551	14.00	G	G	N
LC 032EE 17									2.250	57.15	2.34	0.042	0.614	15.59	G	G	N
LC 032EE 18									2.500	63.50	2.10	0.038	0.677	17.19	G	G	N

SPECIAL INSTRUCTIONS FOR COMPRESSION SERIES

STOCK NUMBERS: Add "M" to end of Stock Number for Music Wire; "S" for Type 302 Stainless; "S316" for Type 316 Stainless.

PRICING: See Inside Front Cover for 10 to 199 pricing. To price or order up to 1000 pcs., visit leespring.com; 1000+ pcs. contact Lee Spring.

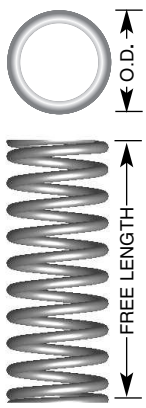
CALCULATIONS: Spring Rate and Load at Solid Hgt. are for Music Wire. For Type 302 or Type 316 Stainless, multiply figures shown by 5/6 (.833).

COMPRESSION SPRINGS: STANDARD SERIES (INCH)

ENDS ARE GROUND • Music Wire (Plated) or Stainless Steel (Passivated)

COMPRESSION SPRINGS

LEE STOCK NUMBER	OUTSIDE DIAMETER		TO WORK IN HOLE DIAMETER		WIRE DIAMETER		APPROX. LOAD AT SOLID HGT.		FREE LENGTH		SPRING RATE		SOLID HEIGHT		PRICE GROUP										
	IN.	MM	IN.	MM	IN.	MM	LB.	KG	IN.	MM	LB./IN.	KG/MM	IN.	MM	Music Wire	#302 Stainless	#316 Stainless								
															M	S	S316								
LC 035EE 01	.375	9.53	.391	9.92	.035	.89	4.483	2.034	0.438	11.13	17.90	0.320	0.187	4.76	F	F	M								
LC 035EE 02									0.500	12.70	15.32	0.273	0.207	5.26	F	F	M								
LC 035EE 03									0.563	14.30	13.36	0.239	0.227	5.76	F	F	M								
LC 035EE 04									0.625	15.88	11.87	0.212	0.246	6.25	F	F	M								
LC 035EE 05									0.688	17.48	10.66	0.190	0.266	6.75	F	F	M								
LC 035EE 06									0.750	19.05	9.68	0.173	0.285	7.25	F	F	M								
LC 035EE 07									0.813	20.65	8.86	0.158	0.305	7.75	F	F	M								
LC 035EE 08									0.875	22.23	8.18	0.146	0.324	8.24	F	F	M								
LC 035EE 09									.390	9.91	.406	10.31	.043	1.09	11.000	4.982	0.938	23.83	7.59	0.135	0.344	8.74	F	F	M
LC 035EE 10																	1.000	25.40	7.08	0.126	0.364	9.24	F	F	M
LC 035EE 11																	1.125	28.58	6.24	0.111	0.403	10.23	F	F	M
LC 035EE 12																	1.250	31.75	5.58	0.100	0.442	11.23	F	F	M
LC 035EE 13																	1.375	34.93	5.05	0.090	0.481	12.22	F	F	M
LC 035EE 14																	1.500	38.10	4.61	0.082	0.520	13.22	F	F	M
LC 035EE 15																	1.750	44.45	3.92	0.070	0.599	15.21	G	G	N
LC 035EE 16																	2.000	50.80	3.41	0.061	0.677	17.20	G	G	N
LC 035EE 17	2.250	57.15	3.02	0.054	0.756	19.19	G	G									N								
LC 035EE 18	2.500	63.50	2.71	0.048	0.834	21.18	G	G									N								
LC 043EF 01	.390	9.91	.406	10.31	.043	1.09	11.000	4.982									0.500	12.70	38.00	0.678	0.224	5.69	G	G	N
LC 043EF 02																	0.563	14.29	33.00	0.588	0.245	6.22	G	G	N
LC 043EF 03																	0.625	15.88	28.50	0.508	0.267	6.78	G	G	N
LC 043EF 04																	0.688	17.46	26.00	0.464	0.288	7.32	G	G	N
LC 043EF 05																	0.750	19.05	24.00	0.428	0.310	7.87	G	G	N
LC 043EF 06																	0.813	20.64	22.00	0.392	0.327	8.30	G	G	N
LC 043EF 07									0.875	22.22	20.00	0.357	0.348	8.84	G	G	N								
LC 043EF 08									0.938	23.81	18.25	0.325	0.370	9.40	G	G	N								
LC 043EF 09									1.000	25.40	17.00	0.303	0.391	9.93	G	G	N								
LC 043EF 10									1.125	28.58	15.00	0.267	0.435	11.05	G	G	N								
LC 043EF 11									1.250	31.75	13.50	0.241	0.473	12.01	G	G	N								
LC 043EF 12									1.375	34.92	12.25	0.218	0.516	13.11	G	G	N								
LC 043EF 13									1.500	38.10	11.25	0.200	0.559	14.20	G	G	N								
LC 043EF 14									1.750	44.45	9.60	0.171	0.640	16.26	G	G	N								
LC 047EF 01									.390	9.91	.406	10.31	.047	1.19	14.000	6.340	0.500	12.70	55.00	0.981	0.249	6.32	G	G	N
LC 047EF 02																	0.563	14.29	47.50	0.847	0.273	6.93	G	G	N
LC 047EF 03	0.625	15.88	42.00	0.749	0.296	7.52	G	G									N								
LC 047EF 04	0.688	17.46	38.00	0.678	0.320	8.13	G	G									N								
LC 047EF 05	0.750	19.05	34.50	0.615	0.343	8.71	G	G									N								
LC 047EF 06	0.813	20.64	31.50	0.562	0.366	9.30	G	G									N								
LC 047EF 07	0.875	22.22	28.50	0.508	0.395	10.03	G	G									N								
LC 047EF 08	0.938	23.81	26.50	0.472	0.418	10.62	G	G									N								
LC 047EF 09	1.000	25.40	25.00	0.446	0.442	11.23	G	G									N								
LC 047EF 10	1.125	28.58	22.00	0.392	0.489	12.42	G	G									N								
LC 047EF 11	1.250	31.75	19.30	0.344	0.536	13.61	G	G									N								
LC 047EF 12	1.375	34.92	17.50	0.312	0.583	14.81	G	G									N								
LC 047EF 13	1.500	38.10	16.00	0.285	0.630	16.00	G	G									N								
LC 047EF 14	1.750	44.45	13.60	0.242	0.729	18.52	G	G									N								
LC 047EF 15	2.000	50.80	11.70	0.209	0.832	21.13	G	G									N								



SPECIAL INSTRUCTIONS FOR COMPRESSION SERIES

STOCK NUMBERS: Add "M" to end of Stock Number for Music Wire; "S" for Type 302 Stainless; "S316" for Type 316 Stainless.
PRICING: See Inside Front Cover for 10 to 199 pricing. To price or order up to 1000 pcs., visit leespring.com; 1000+ pcs. contact Lee Spring.
CALCULATIONS: Spring Rate and Load at Solid Hgt. are for Music Wire. For Type 302 or Type 316 Stainless, multiply figures shown by 5/6 (.833).

COMPRESSION SPRINGS: STANDARD SERIES (INCH)

ENDS ARE GROUND • Music Wire (Plated) or Stainless Steel (Passivated)

COMPRESSION SPRINGS

LEE STOCK NUMBER	OUTSIDE DIAMETER		TO WORK IN HOLE DIAMETER		WIRE DIAMETER		APPROX. LOAD AT SOLID HGT.		FREE LENGTH		SPRING RATE		SOLID HEIGHT		PRICE GROUP		
	IN.	MM	IN.	MM	IN.	MM	LB.	KG	IN.	MM	LB/IN.	KG/MM	IN.	MM	Music Wire	#302 Stainless	#316 Stainless
LC 035F 01	.420	10.67	.438	11.13	.035	.89	6.200	2.810	0.500	12.70	17.70	0.316	0.158	4.01	F	F	M
LC 035F 02									0.625	15.88	13.70	0.245	0.181	4.60	F	F	M
LC 035F 03									0.750	19.05	11.20	0.200	0.203	5.16	F	F	M
LC 035F 04									0.875	22.23	9.50	0.170	0.225	5.72	F	F	M
LC 035F 05									1.000	25.40	8.20	0.146	0.249	6.32	F	F	M
LC 035F 06									1.250	31.75	6.50	0.116	0.293	7.44	F	F	M
LC 035F 07									1.500	38.10	5.30	0.095	0.341	8.66	F	F	M
LC 035F 08									1.750	44.45	4.60	0.082	0.380	9.65	G	G	N
LC 038F 01	.420	10.67	.438	11.13	.038	.96	8.000	3.623	0.500	12.70	23.00	0.410	0.172	4.37	F	F	M
LC 038F 02									0.625	15.88	18.00	0.321	0.200	5.08	F	F	M
LC 038F 03									0.750	19.05	14.00	0.250	0.229	5.82	F	F	M
LC 038F 04									0.875	22.22	12.00	0.214	0.258	6.55	F	F	M
LC 038F 05									1.000	25.40	11.00	0.196	0.286	7.26	F	F	M
LC 038F 06									1.250	31.75	8.50	0.152	0.343	8.71	F	F	M
LC 038F 07									1.500	38.10	7.00	0.125	0.381	9.68	F	F	M
LC 038F 08									1.750	44.45	6.00	0.107	0.438	11.12	G	G	N
LC 038F 09									2.000	50.80	5.20	0.093	0.496	12.60	G	G	N
LC 038F 10									2.250	57.15	4.60	0.082	0.550	13.97	G	G	N
LC 038F 11									2.500	63.50	4.20	0.075	0.594	15.09	G	G	N
LC 042F 01	.420	10.67	.438	11.13	.042	1.07	11.000	4.982	0.500	12.70	34.00	0.606	0.190	4.83	F	F	M
LC 042F 02									0.625	15.88	27.00	0.481	0.222	5.64	F	F	M
LC 042F 03									0.750	19.05	22.00	0.392	0.253	6.43	F	F	M
LC 042F 04									0.875	22.22	18.50	0.330	0.285	7.24	F	F	M
LC 042F 05									1.000	25.40	16.00	0.285	0.316	8.03	F	F	M
LC 042F 06									1.250	31.75	13.00	0.232	0.369	9.37	G	G	N
LC 042F 07									1.500	38.10	10.50	0.187	0.442	11.23	G	G	N
LC 042F 08									1.750	44.45	9.00	0.160	0.499	12.67	G	G	N
LC 042F 09									2.000	50.80	7.50	0.134	0.580	14.73	G	G	N
LC 042F 10									2.250	57.15	6.70	0.120	0.636	16.15	G	G	N
LC 042F 11									2.500	63.50	6.00	0.107	0.699	17.75	G	G	N
LC 045F 01	.420	10.67	.438	11.13	.045	1.14	13.000	5.900	0.500	12.70	44.40	0.793	0.219	5.56	F	F	M
LC 045F 02									0.625	15.88	34.00	0.607	0.255	6.48	F	F	M
LC 045F 03									0.750	19.05	27.60	0.493	0.291	7.39	F	F	M
LC 045F 04									0.875	22.23	23.20	0.414	0.327	8.31	F	F	M
LC 045F 05									1.000	25.40	20.00	0.357	0.363	9.22	F	F	M
LC 045F 06									1.250	31.75	15.70	0.280	0.435	11.05	G	G	N
LC 045F 07									1.500	38.10	12.90	0.230	0.507	12.88	G	G	N
LC 045F 08									1.750	44.45	11.00	0.196	0.577	14.66	J	J	P
LC 045F 09									2.000	50.80	9.60	0.171	0.647	16.43	J	J	P
LC 045F 10									2.250	57.15	8.40	0.150	0.725	18.42	J	J	P
LC 045F 11									2.500	63.50	7.60	0.136	0.791	20.09	J	J	P

SPECIAL INSTRUCTIONS FOR COMPRESSION SERIES

STOCK NUMBERS: Add "M" to end of Stock Number for Music Wire; "S" for Type 302 Stainless; "S316" for Type 316 Stainless.

PRICING: See Inside Front Cover for 10 to 199 pricing. To price or order up to 1000 pcs., visit leespring.com; 1000+ pcs. contact Lee Spring.

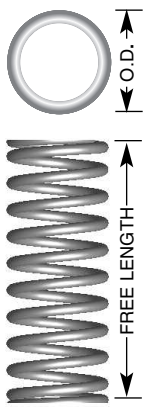
CALCULATIONS: Spring Rate and Load at Solid Hgt. are for Music Wire. For Type 302 or Type 316 Stainless, multiply figures shown by 5/6 (.833).

COMPRESSION SPRINGS: STANDARD SERIES (INCH)

ENDS ARE GROUND • Music Wire (Plated) or Stainless Steel (Passivated)

LEE STOCK NUMBER	OUTSIDE DIAMETER		TO WORK IN HOLE DIAMETER		WIRE DIAMETER		APPROX. LOAD AT SOLID HGT.		FREE LENGTH		SPRING RATE		SOLID HEIGHT		PRICE GROUP		
	IN.	MM	IN.	MM	IN.	MM	LB.	KG	IN.	MM	LB./IN.	KG/MM	IN.	MM	Music Wire	#302 Stainless	#316 Stainless
															M	S	S316
LC 047F 01	.420	10.67	.438	11.13	.047	1.19	15.500	7.020	0.500	12.70	54.00	0.963	0.218	5.54	F	F	M
LC 047F 02									0.625	15.88	41.00	0.731	0.260	6.60	F	F	M
LC 047F 03									0.750	19.05	34.00	0.606	0.283	7.19	F	F	M
LC 047F 04									0.875	22.22	28.00	0.499	0.330	8.38	F	F	M
LC 047F 05									1.000	25.40	25.00	0.446	0.377	9.58	F	F	M
LC 047F 06									1.250	31.75	19.00	0.339	0.447	11.35	G	G	N
LC 047F 07									1.500	38.10	15.50	0.276	0.519	13.18	G	G	N
LC 047F 08									1.750	44.45	13.50	0.241	0.579	14.71	J	J	P
LC 047F 09									2.000	50.80	11.50	0.205	0.683	17.35	J	J	P
LC 051F 01	.420	10.67	.438	11.13	.051	1.30	18.700	8.480	0.500	12.70	72.10	1.288	0.255	6.48	F	F	M
LC 051F 02									0.625	15.88	54.90	0.980	0.300	7.62	F	F	M
LC 051F 03									0.750	19.05	44.30	0.791	0.345	8.76	F	F	M
LC 051F 04									0.875	22.23	37.10	0.663	0.390	9.91	F	F	M
LC 051F 05									1.000	25.40	32.00	0.571	0.434	11.02	F	F	M
LC 051F 06									1.250	31.75	25.00	0.446	0.525	13.34	G	G	N
LC 051F 07									1.500	38.10	20.50	0.366	0.615	15.62	G	G	N
LC 051F 08									1.750	44.45	17.40	0.311	0.705	17.91	J	K	R
LC 051F 09									2.000	50.80	15.10	0.270	0.795	20.19	J	K	R
LC 051F 10									2.250	57.15	13.40	0.239	0.881	22.38	K	M	T
LC 051F 11									2.500	63.50	12.00	0.214	0.971	24.66	K	M	T
LC 055F 01	.420	10.67	.438	11.13	.055	1.40	24.000	10.870	0.500	12.70	95.00	1.694	0.276	7.01	F	F	M
LC 055F 02									0.625	15.88	75.00	1.337	0.317	8.05	F	F	M
LC 055F 03									0.750	19.05	61.00	1.088	0.373	9.47	F	F	M
LC 055F 04									0.875	22.22	52.00	0.927	0.414	10.52	F	F	M
LC 055F 05									1.000	25.40	44.00	0.784	0.469	11.91	F	F	M
LC 055F 06									1.250	31.75	35.00	0.624	0.551	14.00	G	G	N
LC 055F 07									1.500	38.10	28.00	0.499	0.661	16.79	G	G	N
LC 055F 08									1.750	44.45	24.00	0.428	0.765	19.43	J	K	R
LC 055F 09									2.000	50.80	21.00	0.374	0.841	21.36	J	K	R
LC 055F 10									2.250	57.15	18.00	0.321	0.950	24.13	K	M	T
LC 055F 11									2.500	63.50	16.25	0.290	1.045	26.54	K	M	T
LC 059F 01	.420	10.67	.438	11.13	.059	1.50	29.500	13.380	0.500	12.70	136.80	2.443	0.285	7.23	F	F	M
LC 059F 02									0.625	15.88	103.10	1.841	0.339	8.61	F	F	M
LC 059F 03									0.750	19.05	82.70	1.477	0.394	10.00	G	G	N
LC 059F 04									0.875	22.23	69.00	1.233	0.448	11.38	G	G	N
LC 059F 05									1.000	25.40	59.20	1.058	0.503	12.77	G	G	N
LC 059F 06									1.250	31.75	46.20	0.824	0.612	15.54	J	J	P
LC 059F 07									1.500	38.10	37.80	0.675	0.721	18.31	J	J	P
LC 059F 08									1.750	44.45	32.00	0.572	0.830	21.08	K	L	S
LC 059F 09									2.000	50.80	27.80	0.496	0.939	23.85	K	L	S
LC 059F 10									2.250	57.15	24.50	0.438	1.048	26.62	L	P	W
LC 059F 11									2.500	63.50	21.90	0.392	1.157	29.39	L	P	W

COMPRESSION SPRINGS



SPECIAL INSTRUCTIONS FOR COMPRESSION SERIES

STOCK NUMBERS: Add "M" to end of Stock Number for Music Wire; "S" for Type 302 Stainless; "S316" for Type 316 Stainless.

PRICING: See Inside Front Cover for 10 to 199 pricing. To price or order up to 1000 pcs., visit leespring.com; 1000+ pcs. contact Lee Spring.

CALCULATIONS: Spring Rate and Load at Solid Hgt. are for Music Wire. For Type 302 or Type 316 Stainless, multiply figures shown by 5/6 (.833).

COMPRESSION SPRINGS: STANDARD SERIES (INCH)

ENDS ARE GROUND • Music Wire (Plated) or Stainless Steel (Passivated)

COMPRESSION SPRINGS

LEE STOCK NUMBER	OUTSIDE DIAMETER		TO WORK IN HOLE DIAMETER		WIRE DIAMETER		APPROX. LOAD AT SOLID HGT.		FREE LENGTH		SPRING RATE		SOLID HEIGHT		PRICE GROUP		
	IN.	MM	IN.	MM	IN.	MM	LB.	KG	IN.	MM	LB/IN.	KG/MM	IN.	MM	Music Wire	#302 Stainless	#316 Stainless
LC 063F 01	.420	10.67	.438	11.13	.063	1.60	35.500	16.100	0.500	12.70	183.00	3.268	0.315	8.00	J	J	P
LC 063F 02									0.625	15.88	137.00	2.447	0.375	9.53	J	J	P
LC 063F 03									0.750	19.05	109.00	1.947	0.436	11.07	J	J	P
LC 063F 04									0.875	22.23	91.00	1.625	0.496	12.60	J	J	P
LC 063F 05									1.000	25.40	78.00	1.393	0.556	14.12	J	J	P
LC 063F 06									1.250	31.75	60.50	1.080	0.677	17.20	K	K	R
LC 063F 07									1.500	38.10	49.60	0.886	0.796	20.22	K	K	R
LC 063F 08									1.750	44.45	41.90	0.748	0.917	23.29	L	M	T
LC 063F 09									2.000	50.80	36.30	0.648	1.043	26.49	L	M	T
LC 063F 10									2.250	57.15	32.00	0.571	1.159	29.44	M	P	W
LC 063F 11									2.500	63.50	28.70	0.513	1.277	32.44	M	P	W
LC 067F 01	.420	10.67	.438	11.13	.067	1.70	42.460	19.260	0.750	19.05	143.67	2.566	0.468	11.89	J	J	P
LC 067F 02									1.000	25.40	102.20	1.825	0.602	15.29	K	K	R
LC 067F 03									1.250	31.75	79.30	1.416	0.736	18.69	K	K	R
LC 067F 04									1.500	38.10	64.79	1.157	0.870	22.10	L	M	T
LC 067F 05									1.750	44.45	54.77	0.978	1.004	25.50	L	M	T
LC 067F 06									2.000	50.80	47.43	0.847	1.138	28.90	M	P	W
LC 067F 07									2.250	57.15	41.82	0.747	1.272	32.30	M	P	W
LC 067F 08									2.500	63.50	37.41	0.668	1.406	35.71	M	P	W
LC 072F 01	.420	10.67	.438	11.13	.072	1.83	48.000	21.770	1.000	25.40	139.20	2.486	0.658	16.71	K	K	R
LC 072F 02									1.250	31.75	107.70	1.923	0.807	20.50	K	K	R
LC 072F 03									1.500	38.10	87.90	1.570	0.955	24.26	L	M	T
LC 072F 04									1.750	44.45	74.20	1.325	1.104	28.05	L	M	T
LC 072F 05									2.000	50.80	64.20	1.146	1.253	31.83	M	P	W
LC 072F 06									2.250	57.15	56.60	1.011	1.402	35.60	M	P	W
LC 072F 07									2.500	63.50	50.60	0.904	1.550	39.37	M	P	W
LC 032FF 01	.437	11.10	.469	11.91	.032	.81	3.857	1.750	0.500	12.70	10.68	0.191	0.139	3.53	F	F	M
LC 032FF 02									0.625	15.88	8.30	0.149	0.160	4.06	F	F	M
LC 032FF 03									0.750	19.05	6.79	0.122	0.181	4.60	F	F	M
LC 032FF 04									0.875	22.23	5.74	0.103	0.202	5.13	F	F	M
LC 032FF 05									1.000	25.40	4.98	0.089	0.223	5.66	F	F	M
LC 032FF 06									1.250	31.75	3.93	0.070	0.265	6.73	F	F	M
LC 032FF 07									1.500	38.10	3.24	0.058	0.307	7.80	F	F	M
LC 032FF 08									1.750	44.45	2.76	0.049	0.348	8.84	F	F	M
LC 032FF 09									2.000	50.80	2.41	0.043	0.390	9.91	G	G	N
LC 032FF 10									2.125	53.98	2.26	0.040	0.411	10.44	G	G	N
LC 041FF 01	.437	11.10	.469	11.91	.041	1.04	7.771	3.525	0.500	12.70	25.64	0.459	0.197	5.00	F	F	M
LC 041FF 02									0.625	15.88	19.74	0.353	0.231	5.87	F	F	M
LC 041FF 03									0.750	19.05	16.04	0.287	0.264	6.71	F	F	M
LC 041FF 04									0.875	22.23	13.51	0.242	0.298	7.57	F	F	M
LC 041FF 05									1.000	25.40	11.67	0.209	0.331	8.41	F	F	M
LC 041FF 06									1.063	27.00	10.90	0.195	0.349	8.86	G	G	N
LC 041FF 07									1.250	31.75	9.16	0.164	0.399	10.13	G	G	N
LC 041FF 08									1.500	38.10	7.54	0.135	0.467	11.86	G	G	N
LC 041FF 09									1.750	44.45	6.41	0.115	0.534	13.56	G	G	N
LC 041FF 10									2.000	50.80	5.58	0.100	0.601	15.27	G	G	N

SPECIAL INSTRUCTIONS FOR COMPRESSION SERIES

STOCK NUMBERS: Add "M" to end of Stock Number for Music Wire; "S" for Type 302 Stainless; "S316" for Type 316 Stainless.

PRICING: See Inside Front Cover for 10 to 199 pricing. To price or order up to 1000 pcs., visit leespring.com; 1000+ pcs. contact Lee Spring.

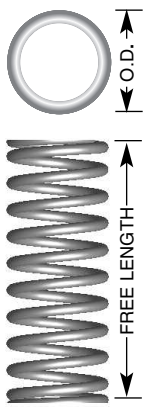
CALCULATIONS: Spring Rate and Load at Solid Hgt. are for Music Wire. For Type 302 or Type 316 Stainless, multiply figures shown by 5/6 (.833).

COMPRESSION SPRINGS: STANDARD SERIES (INCH)

ENDS ARE GROUND • Music Wire (Plated) or Stainless Steel (Passivated)

LEE STOCK NUMBER	OUTSIDE DIAMETER		TO WORK IN HOLE DIAMETER		WIRE DIAMETER		APPROX. LOAD AT SOLID HGT.		FREE LENGTH		SPRING RATE		SOLID HEIGHT		PRICE GROUP		
	IN.	MM	IN.	MM	IN.	MM	LB.	KG	IN.	MM	LB/IN.	KG/MM	IN.	MM	Music Wire	#302 Stainless	#316 Stainless
															M	S	S316
LC 054FF 01	.437	11.10	.469	11.91	.054	1.37	16.532	7.499	0.500	12.70	75.00	1.343	0.280	7.11	F	F	M
LC 054FF 02									0.625	15.88	56.87	1.018	0.333	8.46	F	F	M
LC 054FF 03									0.750	19.05	45.80	0.820	0.387	9.83	F	F	M
LC 054FF 04									0.875	22.23	38.33	0.686	0.441	11.20	F	F	M
LC 054FF 05									1.000	25.40	32.96	0.590	0.494	12.55	F	F	M
LC 054FF 06									1.250	31.75	25.75	0.461	0.602	15.29	G	G	N
LC 054FF 07									1.500	38.10	21.12	0.378	0.709	18.01	G	G	N
LC 054FF 08									1.750	44.45	17.91	0.321	0.816	20.73	J	K	R
LC 054FF 09									2.000	50.80	15.54	0.278	0.924	23.47	J	K	R
LC 054FF 10									2.250	57.15	13.73	0.246	1.031	26.19	K	M	T
LC 054FF 11									2.500	63.50	12.29	0.220	1.139	28.93	K	M	T
LC 039FG 01	.455	11.56	.469	11.91	.039	.99	7.000	3.170	0.500	12.70	20.00	0.357	0.172	4.37	G	G	N
LC 039FG 02									0.625	15.88	15.70	0.280	0.199	5.05	G	G	N
LC 039FG 03									0.750	19.05	12.60	0.225	0.226	5.74	G	G	N
LC 039FG 04									0.875	22.22	10.80	0.192	0.254	6.45	G	G	N
LC 039FG 05									1.000	25.40	9.40	0.168	0.283	7.19	G	G	N
LC 039FG 06									1.250	31.75	7.20	0.128	0.339	8.61	G	G	N
LC 039FG 07									1.500	38.10	5.90	0.105	0.394	10.01	G	G	N
LC 039FG 08									1.750	44.45	5.00	0.089	0.448	11.38	G	G	N
LC 046FG 01	.455	11.56	.469	11.91	.046	1.17	11.000	4.982	0.500	12.70	37.00	0.660	0.212	5.38	G	G	N
LC 046FG 02									0.625	15.88	28.50	0.508	0.248	6.30	G	G	N
LC 046FG 03									0.750	19.05	23.00	0.410	0.285	7.24	G	G	N
LC 046FG 04									0.875	22.22	19.25	0.343	0.322	8.18	G	G	N
LC 046FG 05									1.000	25.40	16.75	0.299	0.359	9.12	G	G	N
LC 046FG 06									1.250	31.75	13.00	0.232	0.432	10.97	J	J	P
LC 046FG 07									1.500	38.10	10.75	0.192	0.506	12.85	J	J	P
LC 046FG 08									1.750	44.45	9.25	0.165	0.575	14.60	J	J	P
LC 036G 01	.480	12.19	.500	12.70	.036	.91	5.680	2.580	0.500	12.70	15.70	0.280	0.142	3.61	F	F	M
LC 036G 02									0.625	15.88	12.15	0.217	0.162	4.11	F	F	M
LC 036G 03									0.750	19.05	9.91	0.177	0.182	4.62	F	F	M
LC 036G 04									0.875	22.22	8.37	0.149	0.202	5.12	F	F	M
LC 036G 05									1.000	25.40	7.24	0.129	0.222	5.63	F	F	M
LC 036G 06									1.250	31.75	5.71	0.102	0.261	6.64	G	G	N
LC 036G 07									1.500	38.10	4.71	0.084	0.301	7.64	G	G	N
LC 036G 08									1.750	44.45	4.01	0.072	0.341	8.65	J	J	P
LC 036G 09									2.000	50.80	3.49	0.062	0.380	9.66	J	J	P
LC 036G 10									2.250	57.15	3.09	0.055	0.420	10.67	J	J	P
LC 036G 11									2.500	63.50	2.77	0.049	0.460	11.68	K	K	R
LC 036G 12									2.750	69.85	2.51	0.045	0.499	12.69	K	K	R
LC 036G 13									3.000	76.20	2.30	0.041	0.539	13.69	K	K	R

COMPRESSION SPRINGS



SPECIAL INSTRUCTIONS FOR COMPRESSION SERIES

STOCK NUMBERS: Add "M" to end of Stock Number for Music Wire; "S" for Type 302 Stainless; "S316" for Type 316 Stainless.
PRICING: See Inside Front Cover for 10 to 199 pricing. To price or order up to 1000 pcs., visit leespring.com; 1000+ pcs. contact Lee Spring.
CALCULATIONS: Spring Rate and Load at Solid Hgt. are for Music Wire. For Type 302 or Type 316 Stainless, multiply figures shown by 5/6 (.833).

COMPRESSION SPRINGS: STANDARD SERIES (INCH)

ENDS ARE GROUND • Music Wire (Plated) or Stainless Steel (Passivated)

COMPRESSION SPRINGS

LEE STOCK NUMBER	OUTSIDE DIAMETER		TO WORK IN HOLE DIAMETER		WIRE DIAMETER		APPROX. LOAD AT SOLID HGT.		FREE LENGTH		SPRING RATE		SOLID HEIGHT		PRICE GROUP		
	IN.	MM	IN.	MM	IN.	MM	LB.	KG	IN.	MM	LB/IN.	KG/MM	IN.	MM	Music Wire	#302 Stainless	#316 Stainless
LC 038G 01	.480	12.19	.500	12.70	.038	.96	7.250	3.284	0.500	12.70	20.00	0.357	0.144	3.66	F	F	M
LC 038G 02									0.625	15.88	15.00	0.267	0.172	4.37	F	F	M
LC 038G 03									0.750	19.05	12.50	0.223	0.191	4.85	F	F	M
LC 038G 04									0.875	22.22	10.50	0.187	0.210	5.33	F	F	M
LC 038G 05									1.000	25.40	9.00	0.160	0.229	5.82	F	F	M
LC 038G 06									1.250	31.75	7.50	0.134	0.267	6.78	G	G	N
LC 038G 07									1.500	38.10	6.00	0.107	0.315	8.00	G	G	N
LC 038G 08									1.625	41.28	5.50	0.098	0.332	8.43	G	G	N
LC 038G 09									1.750	44.45	4.90	0.087	0.361	9.17	J	J	P
LC 038G 10									2.000	50.80	4.25	0.076	0.407	10.34	J	J	P
LC 038G 11									2.250	57.15	3.68	0.066	0.460	11.68	J	J	P
LC 038G 12									2.500	63.50	3.30	0.059	0.503	12.78	K	K	R
LC 038G 13									2.750	69.85	3.00	0.054	0.546	13.87	K	K	R
LC 038G 14									3.000	76.20	2.73	0.049	0.589	14.96	K	K	R
LC 042G 01	.480	12.19	.500	12.70	.042	1.07	9.500	4.302	0.500	12.70	28.00	0.499	0.169	4.29	F	F	M
LC 042G 02									0.625	15.88	22.00	0.392	0.201	5.10	F	F	M
LC 042G 03									0.750	19.05	18.00	0.321	0.222	5.64	F	F	M
LC 042G 04									0.875	22.22	15.00	0.267	0.248	6.30	F	F	M
LC 042G 05									1.000	25.40	13.00	0.232	0.274	6.96	F	F	M
LC 042G 06									1.250	31.75	10.00	0.178	0.327	8.30	G	G	N
LC 042G 07									1.500	38.10	8.50	0.152	0.379	9.63	G	G	N
LC 042G 08									1.625	41.28	7.70	0.137	0.400	10.16	G	G	N
LC 042G 09									1.750	44.45	6.90	0.123	0.438	11.12	G	G	N
LC 042G 10									2.000	50.80	6.00	0.107	0.490	12.45	G	G	N
LC 042G 11									2.250	57.15	5.50	0.098	0.504	12.80	J	J	P
LC 042G 12									2.500	63.50	5.00	0.089	0.562	14.27	K	K	R
LC 042G 13									2.750	69.85	4.53	0.081	0.610	15.49	K	K	R
LC 042G 14									3.000	76.20	4.13	0.074	0.659	16.74	L	L	S
LC 045G 01	.480	12.19	.500	12.70	.045	1.14	11.500	5.208	0.500	12.70	35.00	0.624	0.192	4.88	F	F	M
LC 045G 02									0.625	15.88	28.00	0.499	0.215	5.46	F	F	M
LC 045G 03									0.750	19.05	22.00	0.392	0.248	6.30	F	F	M
LC 045G 04									0.875	22.22	19.00	0.339	0.271	6.88	F	F	M
LC 045G 05									1.000	25.40	17.00	0.303	0.293	7.44	F	F	M
LC 045G 06									1.250	31.75	13.00	0.232	0.361	9.17	G	G	N
LC 045G 07									1.500	38.10	11.00	0.196	0.404	10.26	G	G	N
LC 045G 08									1.625	41.28	9.75	0.174	0.446	11.33	G	J	P
LC 045G 09									1.750	44.45	9.00	0.160	0.482	12.24	G	J	P
LC 045G 10									2.000	50.80	7.70	0.137	0.541	13.74	G	J	P
LC 045G 11									2.250	57.15	6.70	0.119	0.610	15.49	J	J	P
LC 045G 12									2.500	63.50	6.20	0.110	0.666	16.92	J	J	P
LC 045G 13									2.750	69.85	5.60	0.100	0.686	17.42	L	L	S
LC 045G 14									3.000	76.20	5.10	0.091	0.742	18.85	L	L	S

SPECIAL INSTRUCTIONS FOR COMPRESSION SERIES

STOCK NUMBERS: Add "M" to end of Stock Number for Music Wire; "S" for Type 302 Stainless; "S316" for Type 316 Stainless.

PRICING: See Inside Front Cover for 10 to 199 pricing. To price or order up to 1000 pcs., visit leespring.com; 1000+ pcs. contact Lee Spring.

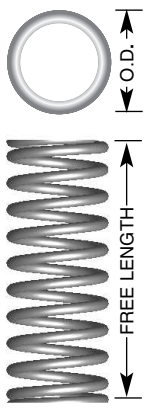
CALCULATIONS: Spring Rate and Load at Solid Hgt. are for Music Wire. For Type 302 or Type 316 Stainless, multiply figures shown by 5/6 (.833).

COMPRESSION SPRINGS: STANDARD SERIES (INCH)

ENDS ARE GROUND • Music Wire (Plated) or Stainless Steel (Passivated)

LEE STOCK NUMBER	OUTSIDE DIAMETER		TO WORK IN HOLE DIAMETER		WIRE DIAMETER		APPROX. LOAD AT SOLID HGT.		FREE LENGTH		SPRING RATE		SOLID HEIGHT		PRICE GROUP		
	IN.	MM	IN.	MM	IN.	MM	LB.	KG	IN.	MM	LB./IN.	KG/MM	IN.	MM	Music Wire	#302 Stainless	#316 Stainless
															M	S	S316
LC 051G 01	.480	12.19	.500	12.70	.051	1.30	16.000	7.246	0.500	12.70	57.00	1.016	0.219	5.56	F	F	M
LC 051G 02									0.625	15.88	43.00	0.767	0.255	6.48	F	F	M
LC 051G 03									0.750	19.05	37.00	0.660	0.291	7.39	F	F	M
LC 051G 04									0.875	22.22	29.50	0.526	0.321	8.15	F	F	M
LC 051G 05									1.000	25.40	25.00	0.446	0.370	9.40	F	F	M
LC 051G 06									1.250	31.75	19.50	0.348	0.439	11.15	G	G	N
LC 051G 07									1.500	38.10	16.00	0.285	0.510	12.95	G	G	N
LC 051G 08									1.625	41.28	14.80	0.264	0.550	13.97	J	J	P
LC 051G 09									1.750	44.45	13.80	0.246	0.586	14.88	J	J	P
LC 051G 10									2.000	50.80	12.00	0.214	0.663	16.84	J	J	P
LC 051G 11									2.250	57.15	10.50	0.187	0.740	18.80	K	K	R
LC 051G 12									2.500	63.50	9.50	0.169	0.816	20.73	K	K	R
LC 051G 13									2.750	69.85	8.32	0.148	0.900	22.86	K	K	R
LC 051G 14									3.000	76.20	7.60	0.136	0.975	24.76	L	L	S
LC 055G 01	.480	12.19	.500	12.70	.055	1.40	20.000	9.058	0.500	12.70	72.00	1.284	0.249	6.32	F	G	N
LC 055G 02									0.625	15.88	56.00	0.999	0.290	7.37	F	G	N
LC 055G 03									0.750	19.05	47.00	0.838	0.317	8.05	F	G	N
LC 055G 04									0.875	22.22	38.00	0.678	0.373	9.47	F	G	N
LC 055G 05									1.000	25.40	35.00	0.624	0.400	10.16	F	G	N
LC 055G 06									1.250	31.75	27.00	0.481	0.482	12.24	G	J	P
LC 055G 07									1.500	38.10	22.00	0.392	0.565	14.35	G	J	P
LC 055G 08									1.625	41.28	20.00	0.357	0.605	15.37	J	K	R
LC 055G 09									1.750	44.45	18.00	0.321	0.660	16.76	J	K	R
LC 055G 10									2.000	50.80	16.00	0.285	0.720	18.29	J	K	R
LC 055G 11									2.250	57.15	14.20	0.253	0.835	21.21	J	K	R
LC 055G 12									2.500	63.50	12.50	0.223	0.927	23.54	J	K	R
LC 055G 13									2.750	69.85	10.90	0.194	1.022	25.95	K	L	S
LC 055G 14									3.000	76.20	9.96	0.178	1.107	28.12	L	M	T
LC 059G 01	.480	12.19	.500	12.70	.059	1.50	24.000	10.870	0.500	12.70	98.00	1.747	0.265	6.73	F	G	N
LC 059G 02									0.625	15.88	75.00	1.337	0.315	8.00	F	G	N
LC 059G 03									0.750	19.05	61.00	1.088	0.354	8.99	F	G	N
LC 059G 04									0.875	22.22	51.00	0.909	0.398	10.11	F	G	N
LC 059G 05									1.000	25.40	43.00	0.767	0.448	11.38	G	J	P
LC 059G 06									1.250	31.75	34.00	0.606	0.543	13.79	G	J	P
LC 059G 07									1.500	38.10	28.00	0.499	0.634	16.10	G	J	P
LC 059G 08									1.625	41.28	25.50	0.455	0.678	17.22	G	J	P
LC 059G 09									1.750	44.45	23.50	0.419	0.738	18.74	J	K	R
LC 059G 10									2.000	50.80	20.50	0.366	0.826	20.98	J	K	R
LC 059G 11									2.250	57.15	18.00	0.321	0.915	23.24	K	L	S
LC 059G 12									2.500	63.50	16.00	0.285	1.037	26.34	K	L	S
LC 059G 13									2.750	69.85	14.74	0.263	1.102	27.99	L	M	T
LC 059G 14									3.000	76.20	13.46	0.240	1.194	30.32	L	M	T

COMPRESSION SPRINGS



SPECIAL INSTRUCTIONS FOR COMPRESSION SERIES

STOCK NUMBERS: Add "M" to end of Stock Number for Music Wire; "S" for Type 302 Stainless; "S316" for Type 316 Stainless.

PRICING: See Inside Front Cover for 10 to 199 pricing. To price or order up to 1000 pcs., visit leespring.com; 1000+ pcs. contact Lee Spring.

CALCULATIONS: Spring Rate and Load at Solid Hgt. are for Music Wire. For Type 302 or Type 316 Stainless, multiply figures shown by 5/6 (.833).

COMPRESSION SPRINGS: STANDARD SERIES (INCH)

ENDS ARE GROUND • Music Wire (Plated) or Stainless Steel (Passivated)

COMPRESSION SPRINGS

LEE STOCK NUMBER	OUTSIDE DIAMETER		TO WORK IN HOLE DIAMETER		WIRE DIAMETER		APPROX. LOAD AT SOLID HGT.		FREE LENGTH		SPRING RATE		SOLID HEIGHT		PRICE GROUP		
	IN.	MM	IN.	MM	IN.	MM	LB.	KG	IN.	MM	LB./IN.	KG/MM	IN.	MM	Music Wire	#302 Stainless	#316 Stainless
LC 063G 01	.480	12.19	.500	12.70	.063	1.60	29.000	13.134	0.500	12.70	125.00	2.229	0.301	7.64	F	G	N
LC 063G 02									0.625	15.88	95.00	1.694	0.348	8.84	F	G	N
LC 063G 03									0.750	19.05	77.00	1.373	0.395	10.03	F	G	N
LC 063G 04									0.875	22.22	65.00	1.159	0.457	11.61	F	G	N
LC 063G 05									1.000	25.40	57.00	1.016	0.505	12.83	G	J	P
LC 063G 06									1.250	31.75	45.00	0.802	0.600	15.24	G	J	P
LC 063G 07									1.500	38.10	37.00	0.660	0.694	17.63	G	J	P
LC 063G 08									1.625	41.28	34.00	0.606	0.755	19.18	J	K	R
LC 063G 09									1.750	44.45	31.00	0.553	0.818	20.78	J	K	R
LC 063G 10									2.000	50.80	27.00	0.481	0.920	23.37	J	K	R
LC 063G 11									2.250	57.15	24.00	0.428	1.037	26.34	J	K	R
LC 063G 12									2.500	63.50	21.30	0.380	1.142	29.01	K	L	S
LC 063G 13									3.000	76.20	17.00	0.303	1.354	34.39	L	M	T
LC 067G 01	.480	12.19	.500	12.70	.067	1.70	36.500	16.560	0.500	12.70	179.00	3.179	0.305	7.75	G	J	P
LC 067G 02									0.625	15.88	133.00	2.375	0.361	9.17	G	J	P
LC 067G 03									0.750	19.05	106.00	1.893	0.416	10.57	G	J	P
LC 067G 04									0.875	22.23	88.10	1.573	0.471	11.96	G	J	P
LC 067G 05									1.000	25.40	75.40	1.346	0.526	13.36	J	K	R
LC 067G 06									1.250	31.75	58.50	1.045	0.635	16.13	J	K	R
LC 067G 07									1.500	38.10	47.80	0.854	0.746	18.95	J	K	R
LC 067G 08									1.750	44.45	40.40	0.721	0.856	21.74	L	M	T
LC 067G 09									2.000	50.80	35.00	0.625	0.966	24.54	L	M	T
LC 067G 10									2.250	57.15	30.80	0.550	1.078	27.38	M	N	U
LC 067G 11									2.500	63.50	27.60	0.493	1.186	30.12	N	P	W
LC 067G 12									2.750	69.85	25.00	0.446	1.294	32.87	P	R	X
LC 067G 13									3.000	76.20	22.80	0.407	1.405	35.69	P	R	X
LC 072G 01	.480	12.19	.500	12.70	.072	1.83	46.300	21.000	0.500	12.70	250.08	4.466	0.324	8.24	J	K	R
LC 072G 02									0.625	15.88	185.09	3.305	0.386	9.81	J	K	R
LC 072G 03									0.750	19.05	146.91	2.624	0.448	11.38	J	K	R
LC 072G 04									0.875	22.23	121.79	2.175	0.510	12.95	J	K	R
LC 072G 05									1.000	25.40	104.01	1.857	0.572	14.52	K	L	S
LC 072G 06									1.250	31.75	80.50	1.438	0.695	17.66	K	L	S
LC 072G 07									1.500	38.10	65.66	1.172	0.819	20.80	K	L	S
LC 072G 08									1.750	44.45	55.44	0.990	0.942	23.94	M	N	U
LC 072G 09									2.000	50.80	47.97	0.857	1.066	27.07	M	N	U
LC 072G 10									2.250	57.15	42.27	0.755	1.190	30.21	N	P	W
LC 072G 11									2.500	63.50	37.79	0.675	1.313	33.35	P	R	X
LC 072G 12									2.750	69.85	34.16	0.610	1.437	36.49	R	S	Y
LC 072G 13									3.000	76.20	31.17	0.557	1.560	39.63	R	S	Y
LC 072G 14									3.250	82.55	28.70	0.513	1.682	42.72	R	S	Y
LC 072G 15									3.500	88.90	26.50	0.473	1.809	45.96	R	S	Y

SPECIAL INSTRUCTIONS FOR COMPRESSION SERIES

STOCK NUMBERS: Add "M" to end of Stock Number for Music Wire; "S" for Type 302 Stainless; "S316" for Type 316 Stainless.

PRICING: See Inside Front Cover for 10 to 199 pricing. To price or order up to 1000 pcs., visit leespring.com; 1000+ pcs. contact Lee Spring.

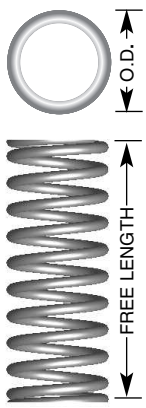
CALCULATIONS: Spring Rate and Load at Solid Hgt. are for Music Wire. For Type 302 or Type 316 Stainless, multiply figures shown by 5/6 (.833).

COMPRESSION SPRINGS: STANDARD SERIES (INCH)

ENDS ARE GROUND • Music Wire (Plated) or Stainless Steel (Passivated)

LEE STOCK NUMBER	OUTSIDE DIAMETER		TO WORK IN HOLE DIAMETER		WIRE DIAMETER		APPROX. LOAD AT SOLID HGT.		FREE LENGTH		SPRING RATE		SOLID HEIGHT		PRICE GROUP		
	IN.	MM	IN.	MM	IN.	MM	LB.	KG	IN.	MM	LB./IN.	KG/MM	IN.	MM	Music Wire	#302 Stainless	#316 Stainless
															M	S	S316
LC 075G 01	.480	12.19	.500	12.70	.074	1.88	51.990	23.580	0.500	12.70	289.10	5.163	0.345	8.77	J	K	Special Order
LC 075G 02									0.625	15.88	215.60	3.850	0.410	10.43	J	K	
LC 075G 03									0.750	19.05	169.10	3.020	0.481	12.21	J	K	
LC 075G 04									0.875	22.23	139.00	2.482	0.552	14.01	J	K	
LC 075G 05									1.000	25.40	119.40	2.132	0.617	15.67	K	L	
LC 075G 06									1.250	31.75	92.30	1.648	0.752	19.11	K	L	
LC 075G 07									1.500	38.10	75.30	1.345	0.887	22.54	K	L	
LC 075G 08									1.750	44.45	63.50	1.134	1.024	26.00	M	N	
LC 075G 09									2.000	50.80	55.00	0.982	1.158	29.41	M	N	
LC 075G 10									2.250	57.15	48.40	0.864	1.295	32.89	N	P	
LC 075G 11									2.500	63.50	43.30	0.773	1.429	36.30	P	R	
LC 075G 12									2.750	69.85	39.10	0.698	1.566	39.78	R	S	
LC 075G 13									3.000	76.20	35.70	0.638	1.700	43.19	R	S	
LC 075G 14									3.250	82.55	32.80	0.586	1.837	46.66	R	S	
LC 075G 15									3.500	88.90	30.40	0.543	1.970	50.04	R	S	
LC 080G 01	.480	12.19	.500	12.70	.080	2.03	68.000	30.840	0.500	12.70	425.90	7.605	0.340	8.64	K	L	Special Order
LC 080G 02									0.625	15.88	311.40	5.561	0.407	10.33	K	L	
LC 080G 03									0.750	19.05	245.40	4.383	0.473	12.01	K	L	
LC 080G 04									0.875	22.23	202.50	3.617	0.539	13.70	K	L	
LC 080G 05									1.000	25.40	172.40	3.078	0.606	15.38	L	M	
LC 080G 06									1.250	31.75	132.80	2.372	0.738	18.75	L	M	
LC 080G 07									1.500	38.10	108.10	1.930	0.871	22.12	L	M	
LC 080G 08									1.750	44.45	91.10	1.626	1.003	25.48	N	P	
LC 080G 09									2.000	50.80	78.70	1.405	1.136	28.85	N	P	
LC 080G 10									2.250	57.15	69.30	1.237	1.269	32.22	P	R	
LC 080G 11									2.500	63.50	61.90	1.105	1.401	35.59	R	S	
LC 080G 12									2.750	69.85	55.90	0.998	1.534	38.96	S	T	
LC 080G 13									3.000	76.20	51.00	0.910	1.666	42.32	S	T	
LC 041GG 01	.500	12.70	.531	13.49	.041	1.04	5.557	2.521	0.500	12.70	17.83	0.319	0.188	4.78	F	F	M
LC 041GG 02									0.625	15.88	13.72	0.246	0.219	5.56	F	F	M
LC 041GG 03									0.750	19.05	11.16	0.200	0.250	6.35	F	F	M
LC 041GG 04									0.875	22.23	9.40	0.168	0.281	7.14	F	F	M
LC 041GG 05									1.000	25.40	8.12	0.145	0.313	7.95	F	F	M
LC 041GG 06									1.250	31.75	6.38	0.114	0.375	9.53	G	G	N
LC 041GG 07									1.500	38.10	5.26	0.094	0.437	11.10	G	G	N
LC 041GG 08									1.750	44.45	4.47	0.080	0.499	12.67	G	G	N
LC 041GG 09									2.000	50.80	3.89	0.070	0.561	14.25	G	G	N
LC 041GG 10									2.250	57.15	3.44	0.062	0.623	15.82	J	J	P
LC 041GG 11									2.500	63.50	3.08	0.055	0.685	17.40	K	K	R
LC 041GG 12									2.750	69.85	2.79	0.050	0.747	18.97	K	K	R
LC 041GG 13	3.000	76.20	2.55	0.046	0.809	20.55	L	L	S								

COMPRESSION SPRINGS



SPECIAL INSTRUCTIONS FOR COMPRESSION SERIES

STOCK NUMBERS: Add "M" to end of Stock Number for Music Wire; "S" for Type 302 Stainless; "S316" for Type 316 Stainless.

PRICING: See Inside Front Cover for 10 to 199 pricing. To price or order up to 1000 pcs., visit leespring.com; 1000+ pcs. contact Lee Spring.

CALCULATIONS: Spring Rate and Load at Solid Hgt. are for Music Wire. For Type 302 or Type 316 Stainless, multiply figures shown by 5/6 (.833).

COMPRESSION SPRINGS: STANDARD SERIES (INCH)

ENDS ARE GROUND • Music Wire (Plated) or Stainless Steel (Passivated)

COMPRESSION SPRINGS

LEE STOCK NUMBER	OUTSIDE DIAMETER		TO WORK IN HOLE DIAMETER		WIRE DIAMETER		APPROX. LOAD AT SOLID HGT.		FREE LENGTH		SPRING RATE		SOLID HEIGHT		PRICE GROUP		
	IN.	MM	IN.	MM	IN.	MM	LB.	KG	IN.	MM	LB/IN.	KG/MM	IN.	MM	Music Wire	#302 Stainless	#316 Stainless
LC 062GG 01	.500	12.70	.531	13.49	.062	1.57	17.584	7.976	0.500	12.70	94.76	1.696	0.314	7.98	F	G	N
LC 062GG 02									0.625	15.88	71.07	1.272	0.376	9.55	F	G	N
LC 062GG 03									0.750	19.05	56.86	1.018	0.438	11.13	F	G	N
LC 062GG 04									0.875	22.23	47.38	0.848	0.500	12.70	F	G	N
LC 062GG 05									1.000	25.40	40.61	0.727	0.562	14.27	G	J	P
LC 062GG 06									1.250	31.75	31.59	0.565	0.686	17.42	G	J	P
LC 062GG 07									1.500	38.10	25.84	0.463	0.810	20.57	G	J	P
LC 062GG 08									1.750	44.45	21.87	0.391	0.933	23.70	J	K	R
LC 062GG 09									2.000	50.80	18.95	0.339	1.057	26.85	J	K	R
LC 062GG 10									2.250	57.15	16.72	0.299	1.181	30.00	J	K	R
LC 062GG 11									2.500	63.50	14.96	0.268	1.305	33.15	J	K	R
LC 062GG 12									2.750	69.85	13.54	0.242	1.429	36.30	K	L	S
LC 062GG 13									3.000	76.20	12.36	0.221	1.552	39.42	L	M	T
LC 072GG 01	.500	12.70	.531	13.49	.072	1.83	32.331	14.665	0.500	12.70	200.36	3.586	0.339	8.61	J	K	R
LC 072GG 02									0.625	15.88	148.29	2.654	0.405	10.29	J	K	R
LC 072GG 03									0.750	19.05	117.70	2.107	0.472	11.99	J	K	R
LC 072GG 04									0.875	22.23	97.57	1.747	0.539	13.69	J	K	R
LC 072GG 05									1.000	25.40	83.33	1.492	0.606	15.39	K	L	S
LC 072GG 06									1.250	31.75	64.49	1.154	0.740	18.80	K	L	S
LC 072GG 07									1.500	38.10	52.60	0.942	0.873	22.17	K	L	S
LC 072GG 08									1.750	44.45	44.41	0.795	1.007	25.58	M	N	U
LC 072GG 09									2.000	50.80	38.43	0.688	1.140	28.96	M	N	U
LC 072GG 10									2.250	57.15	33.87	0.606	1.274	32.36	N	P	W
LC 072GG 11									2.500	63.50	30.27	0.542	1.408	35.76	P	R	X
LC 072GG 12									2.750	69.85	27.37	0.490	1.541	39.14	R	S	Y
LC 072GG 13									3.000	76.20	24.97	0.447	1.675	42.55	R	S	Y
LC 072GG 14									3.250	82.55	22.96	0.411	1.809	45.95	R	S	Y
LC 072GG 15									3.500	88.90	21.25	0.380	1.942	49.33	R	S	Y
LC 041GH 01	.540	13.716	.562	14.28	.041	1.04	7.500	3.390	0.500	12.70	21.00	0.375	0.155	3.93	F	G	N
LC 041GH 02									0.625	15.88	16.30	0.291	0.177	4.51	F	G	N
LC 041GH 03									0.750	19.05	13.30	0.237	0.197	5.01	F	G	N
LC 041GH 04									0.875	22.23	11.20	0.200	0.217	5.51	F	G	N
LC 041GH 05									1.000	25.40	9.66	0.172	0.237	6.01	F	G	N
LC 041GH 06									1.250	31.75	7.59	0.135	0.276	7.01	G	J	P
LC 041GH 07									1.500	38.10	6.25	0.112	0.315	8.01	G	J	P
LC 041GH 08									1.750	44.45	5.32	0.095	0.355	9.02	G	J	P
LC 041GH 09									2.000	50.80	4.62	0.082	0.395	10.02	G	J	P
LC 041GH 10									2.250	57.15	4.09	0.073	0.434	11.02	G	J	P
LC 041GH 11									2.500	63.50	3.67	0.066	0.473	12.02	G	J	P
LC 041GH 12									2.750	69.85	3.32	0.059	0.513	13.02	G	J	P
LC 041GH 13									3.000	76.20	3.04	0.054	0.552	14.02	G	J	P

SPECIAL INSTRUCTIONS FOR COMPRESSION SERIES

STOCK NUMBERS: Add "M" to end of Stock Number for Music Wire; "S" for Type 302 Stainless; "S316" for Type 316 Stainless.

PRICING: See Inside Front Cover for 10 to 199 pricing. To price or order up to 1000 pcs., visit leespring.com; 1000+ pcs. contact Lee Spring.

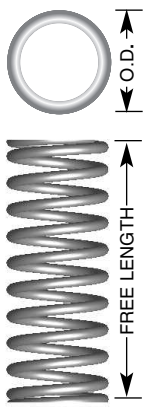
CALCULATIONS: Spring Rate and Load at Solid Hgt. are for Music Wire. For Type 302 or Type 316 Stainless, multiply figures shown by 5/6 (.833).

COMPRESSION SPRINGS: STANDARD SERIES (INCH)

ENDS ARE GROUND • Music Wire (Plated) or Stainless Steel (Passivated)

LEE STOCK NUMBER	OUTSIDE DIAMETER		TO WORK IN HOLE DIAMETER		WIRE DIAMETER		APPROX. LOAD AT SOLID HGT.		FREE LENGTH		SPRING RATE		SOLID HEIGHT		PRICE GROUP		
	IN.	MM	IN.	MM	IN.	MM	LB.	KG	IN.	MM	LB./IN.	KG/MM	IN.	MM	Music Wire	#302 Stainless	#316 Stainless
															M	S	S316
LC 046GH 01	.540	13.716	.562	14.28	.046	1.17	10.000	4.540	0.500	12.70	31.00	0.554	0.181	4.60	F	G	N
LC 046GH 02									0.625	15.88	24.00	0.429	0.208	5.30	F	G	N
LC 046GH 03									0.750	19.05	19.50	0.348	0.233	5.93	F	G	N
LC 046GH 04									0.875	22.23	16.40	0.292	0.258	6.56	F	G	N
LC 046GH 05									1.000	25.40	14.10	0.252	0.283	7.20	F	G	N
LC 046GH 06									1.250	31.75	11.07	0.198	0.333	8.47	G	J	P
LC 046GH 07									1.500	38.10	9.10	0.162	0.383	9.74	G	J	P
LC 046GH 08									1.750	44.45	7.73	0.138	0.433	11.01	J	K	R
LC 046GH 09									2.000	50.80	6.72	0.120	0.483	12.28	J	K	R
LC 046GH 10									2.250	57.15	5.94	0.106	0.533	13.55	J	K	R
LC 046GH 11									2.500	63.50	5.32	0.095	0.583	14.82	J	K	R
LC 046GH 12									2.750	69.85	4.82	0.086	0.633	16.09	K	L	S
LC 046GH 13									3.000	76.20	4.41	0.079	0.683	17.36	K	L	S
LC 054GH 01	.540	13.716	.562	14.28	.054	1.37	16.000	7.260	0.500	12.70	57.30	1.020	0.223	5.66	F	G	N
LC 054GH 02									0.625	15.88	43.40	0.775	0.256	6.51	F	G	N
LC 054GH 03									0.750	19.05	35.00	0.625	0.290	7.36	F	G	N
LC 054GH 04									0.875	22.23	29.30	0.523	0.323	8.21	F	G	N
LC 054GH 05									1.000	25.40	25.20	0.450	0.356	9.05	F	G	N
LC 054GH 06									1.250	31.75	19.70	0.351	0.423	10.75	G	J	P
LC 054GH 07									1.500	38.10	16.10	0.288	0.490	12.45	G	J	P
LC 054GH 08									1.750	44.45	13.70	0.244	0.557	14.15	J	K	R
LC 054GH 09									2.000	50.80	11.90	0.212	0.624	15.84	J	K	R
LC 054GH 10									2.250	57.15	10.50	0.187	0.691	17.54	J	K	R
LC 054GH 11									2.500	63.50	9.40	0.168	0.757	19.24	J	K	R
LC 054GH 12									2.750	69.85	8.50	0.152	0.824	20.94	K	L	S
LC 054GH 13									3.000	76.20	7.76	0.139	0.891	22.63	K	L	S
LC 058GH 01	.540	13.716	.562	14.28	.058	1.47	20.000	9.100	0.500	12.70	75.80	1.353	0.242	6.15	F	G	N
LC 058GH 02									0.625	15.88	57.20	1.021	0.280	7.11	F	G	N
LC 058GH 03									0.750	19.05	45.90	0.820	0.318	8.07	F	G	N
LC 058GH 04									0.875	22.23	38.40	0.685	0.355	9.02	F	G	N
LC 058GH 05									1.000	25.40	33.00	0.588	0.393	10.00	G	J	P
LC 058GH 06									1.250	31.75	25.70	0.459	0.469	11.90	G	J	P
LC 058GH 07									1.500	38.10	21.00	0.375	0.544	13.82	G	J	P
LC 058GH 08									1.750	44.45	17.80	0.318	0.620	15.74	J	K	R
LC 058GH 09									2.000	50.80	15.50	0.276	0.695	17.66	J	K	R
LC 058GH 10									2.250	57.15	13.70	0.244	0.771	19.58	J	K	R
LC 058GH 11									2.500	63.50	12.20	0.218	0.846	21.50	J	K	R
LC 058GH 12									2.750	69.85	11.00	0.197	0.922	23.41	L	M	T
LC 058GH 13									3.000	76.20	10.10	0.180	0.997	25.33	L	M	T

COMPRESSION SPRINGS



SPECIAL INSTRUCTIONS FOR COMPRESSION SERIES

STOCK NUMBERS: Add "M" to end of Stock Number for Music Wire; "S" for Type 302 Stainless; "S316" for Type 316 Stainless.
PRICING: See Inside Front Cover for 10 to 199 pricing. To price or order up to 1000 pcs., visit leespring.com; 1000+ pcs. contact Lee Spring.
CALCULATIONS: Spring Rate and Load at Solid Hgt. are for Music Wire. For Type 302 or Type 316 Stainless, multiply figures shown by 5/6 (.833).

COMPRESSION SPRINGS: STANDARD SERIES (INCH)

ENDS ARE GROUND • Music Wire (Plated) or Stainless Steel (Passivated)

COMPRESSION SPRINGS

LEE STOCK NUMBER	OUTSIDE DIAMETER		TO WORK IN HOLE DIAMETER		WIRE DIAMETER		APPROX. LOAD AT SOLID HGT.		FREE LENGTH		SPRING RATE		SOLID HEIGHT		PRICE GROUP		
	IN.	MM	IN.	MM	IN.	MM	LB.	KG	IN.	MM	LB/IN.	KG/MM	IN.	MM	Music Wire	#302 Stainless	#316 Stainless
LC 063GH 01	.540	13.716	.562	14.28	.063	1.60	25.000	11.340	0.500	12.70	105.40	1.880	0.266	6.76	F	J	P
LC 063GH 02									0.625	15.88	79.00	1.410	0.310	7.87	F	J	P
LC 063GH 03									0.750	19.05	63.20	1.130	0.353	8.97	F	J	P
LC 063GH 04									0.875	22.23	52.60	0.939	0.397	10.08	F	J	P
LC 063GH 05									1.000	25.40	45.10	0.805	0.440	11.18	G	K	R
LC 063GH 06									1.250	31.75	35.10	0.626	0.527	13.39	G	K	R
LC 063GH 07									1.500	38.10	28.70	0.512	0.614	15.60	G	K	R
LC 063GH 08									1.750	44.45	24.30	0.433	0.701	17.81	J	L	S
LC 063GH 09									2.000	50.80	21.00	0.375	0.788	20.02	J	L	S
LC 063GH 10									2.250	57.15	18.60	0.331	0.875	22.23	J	L	S
LC 063GH 11									2.500	63.50	16.60	0.296	0.962	24.44	J	L	S
LC 063GH 12									2.750	69.85	15.00	0.268	1.049	26.65	L	N	U
LC 063GH 13									3.000	76.20	13.70	0.245	1.136	28.86	L	N	U
LC 067GH 01	.540	13.716	.562	14.28	.067	1.70	30.000	13.610	0.500	12.70	137.00	2.440	0.284	7.22	F	J	P
LC 067GH 02									0.625	15.88	102.00	1.820	0.332	8.43	F	J	P
LC 067GH 03									0.750	19.05	81.20	1.450	0.380	9.65	G	K	R
LC 067GH 04									0.875	22.23	67.50	1.200	0.428	10.86	G	K	R
LC 067GH 05									1.000	25.40	57.70	1.030	0.476	12.08	G	K	R
LC 067GH 06									1.250	31.75	44.80	0.780	0.571	14.51	G	K	R
LC 067GH 07									1.500	38.10	36.60	0.653	0.667	16.94	G	K	R
LC 067GH 08									1.750	44.45	31.00	0.552	0.763	19.37	G	K	R
LC 067GH 09									2.000	50.80	26.80	0.478	0.858	21.80	K	K	R
LC 067GH 10									2.250	57.15	23.60	0.422	0.954	24.23	K	M	T
LC 067GH 11									2.500	63.50	21.10	0.377	1.050	26.67	K	M	T
LC 067GH 12									2.750	69.85	19.10	0.341	1.146	29.10	L	N	U
LC 067GH 13									3.000	76.20	17.50	0.311	1.241	31.53	L	N	U
LC 054GJ 01	.563	14.30	.594	15.09	.054	1.37	11.143	5.054	0.625	15.88	32.16	0.576	0.279	7.09	F	G	N
LC 054GJ 02									0.750	19.05	25.90	0.464	0.319	8.10	F	G	N
LC 054GJ 03									0.875	22.23	21.68	0.388	0.359	9.12	F	G	N
LC 054GJ 04									1.000	25.40	18.64	0.334	0.400	10.16	F	G	N
LC 054GJ 05									1.250	31.75	14.56	0.261	0.481	12.22	G	J	P
LC 054GJ 06									1.500	38.10	11.95	0.214	0.562	14.27	G	J	P
LC 054GJ 07									1.750	44.45	10.13	0.181	0.642	16.31	J	K	R
LC 054GJ 08									2.000	50.80	8.79	0.157	0.723	18.36	J	K	R
LC 054GJ 09									2.250	57.15	7.76	0.139	0.804	20.42	J	K	R
LC 054GJ 10									2.500	63.50	6.95	0.124	0.885	22.48	J	K	R
LC 054GJ 11									3.000	76.20	5.75	0.103	1.047	26.59	K	L	S
LC 054GJ 12									3.250	82.55	5.29	0.095	1.128	28.65	K	L	S
LC 054GJ 13									3.500	88.90	4.90	0.088	1.209	30.71	L	M	T
LC 054GJ 14									3.750	95.25	4.57	0.082	1.290	32.77	L	M	T
LC 054GJ 15									4.000	101.60	4.27	0.076	1.370	34.80	L	M	T

SPECIAL INSTRUCTIONS FOR COMPRESSION SERIES

STOCK NUMBERS: Add "M" to end of Stock Number for Music Wire; "S" for Type 302 Stainless; "S316" for Type 316 Stainless.

PRICING: See Inside Front Cover for 10 to 199 pricing. To price or order up to 1000 pcs., visit leespring.com; 1000+ pcs. contact Lee Spring.

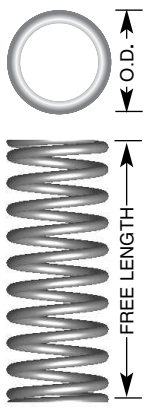
CALCULATIONS: Spring Rate and Load at Solid Hgt. are for Music Wire. For Type 302 or Type 316 Stainless, multiply figures shown by 5/6 (.833).

COMPRESSION SPRINGS: STANDARD SERIES (INCH)

ENDS ARE GROUND • Music Wire (Plated) or Stainless Steel (Passivated)

LEE STOCK NUMBER	OUTSIDE DIAMETER		TO WORK IN HOLE DIAMETER		WIRE DIAMETER		APPROX. LOAD AT SOLID HGT.		FREE LENGTH		SPRING RATE		SOLID HEIGHT		PRICE GROUP		
	IN.	MM	IN.	MM	IN.	MM	LB.	KG	IN.	MM	LB/IN.	KG/MM	IN.	MM	Music Wire	#302 Stainless	#316 Stainless
															M	S	S316
LC 091GJ 01	.563	14.30	.594	15.88	.092	2.31	82.267	37.316	0.625	15.88	397.57	7.117	0.418	10.62	L	P	Special Order
LC 091GJ 02									0.750	19.05	310.08	5.550	0.483	12.27	L	P	
LC 091GJ 03									0.875	22.23	254.15	4.549	0.548	13.92	L	R	
LC 091GJ 04									1.000	25.40	215.31	3.854	0.613	15.57	M	R	
LC 091GJ 05									1.250	31.75	164.91	2.952	0.743	18.87	M	S	
LC 091GJ 06									1.500	38.10	133.63	2.392	0.874	22.20	M	T	
LC 091GJ 07									1.750	44.45	112.33	2.011	1.004	25.50	N	T	
LC 091GJ 08									2.000	50.80	96.88	1.734	1.134	28.80	N	U	
LC 091GJ 09									2.250	57.15	85.17	1.524	1.264	32.11	N	U	
LC 091GJ 10									2.500	63.50	75.98	1.360	1.394	35.41	P	W	
LC 091GJ 11									3.000	76.20	62.50	1.119	1.654	42.01	P	X	
LC 091GJ 12									3.250	82.55	57.41	1.028	1.785	45.34	P	Y	
LC 091GJ 13									3.500	88.90	53.08	0.950	1.915	48.64	R	Y	
LC 091GJ 14									3.750	95.25	49.36	0.884	2.045	51.94	R	Z	
LC 091GJ 15									4.000	101.60	46.13	0.826	2.175	55.25	R	Z	
LC 045H 0	.600	15.24	.625	15.88	.045	1.14	7.500	3.397	0.500	12.70	21.70	0.388	0.170	4.32	F	G	N
LC 045H 01									0.625	15.88	18.00	0.321	0.181	4.60	F	G	N
LC 045H 02									0.750	19.05	15.00	0.267	0.204	5.18	F	G	N
LC 045H 03									0.875	22.22	12.00	0.214	0.226	5.74	F	G	N
LC 045H 04									1.000	25.40	10.50	0.187	0.249	6.32	F	G	N
LC 045H 05									1.250	31.75	8.00	0.143	0.294	7.47	G	J	P
LC 045H 06									1.500	38.10	6.50	0.116	0.350	8.89	G	J	P
LC 045H 07									1.750	44.45	5.50	0.098	0.387	9.83	G	J	P
LC 045H 08									2.000	50.80	4.75	0.085	0.443	11.00	G	J	P
LC 045H 09									2.250	57.15	4.20	0.075	0.486	12.34	G	J	P
LC 045H 10									2.500	63.50	3.75	0.067	0.532	13.51	G	J	P
LC 045H 11									2.750	69.85	3.40	0.061	0.576	14.63	G	J	P
LC 045H 12									3.000	76.20	3.10	0.055	0.622	15.80	G	J	P
LC 045H 13									3.250	82.55	2.86	0.051	0.667	16.94	L	M	T
LC 045H 14	3.500	88.90	2.65	0.047	0.711	18.06	L	M	T								
LC 049H 01	.600	15.24	.625	15.88	.049	1.24	12.000	5.435	0.625	15.88	28.00	0.499	0.200	5.08	F	G	N
LC 049H 02									0.750	19.05	23.00	0.410	0.221	5.61	F	G	N
LC 049H 03									0.875	22.22	19.00	0.339	0.245	6.22	F	G	N
LC 049H 04									1.000	25.40	16.00	0.285	0.270	6.86	F	G	N
LC 049H 05									1.250	31.75	13.00	0.232	0.304	7.72	G	J	P
LC 049H 06									1.500	38.10	10.00	0.178	0.368	9.35	G	J	P
LC 049H 07									1.750	44.45	8.50	0.152	0.417	10.59	J	K	R
LC 049H 08									2.000	50.80	7.50	0.134	0.451	11.46	J	K	R
LC 049H 09									2.250	57.15	6.50	0.116	0.500	12.70	J	K	R
LC 049H 10									2.500	63.50	5.75	0.102	0.550	13.97	J	K	R
LC 049H 11									2.750	69.85	5.08	0.091	0.606	15.39	K	L	S
LC 049H 12									3.000	76.20	4.64	0.083	0.654	16.61	K	L	S

COMPRESSION SPRINGS



SPECIAL INSTRUCTIONS FOR COMPRESSION SERIES

STOCK NUMBERS: Add "M" to end of Stock Number for Music Wire; "S" for Type 302 Stainless; "S316" for Type 316 Stainless.

PRICING: See Inside Front Cover for 10 to 199 pricing. To price or order up to 1000 pcs., visit leespring.com; 1000+ pcs. contact Lee Spring.

CALCULATIONS: Spring Rate and Load at Solid Hgt. are for Music Wire. For Type 302 or Type 316 Stainless, multiply figures shown by 5/6 (.833).

COMPRESSION SPRINGS: STANDARD SERIES (INCH)

ENDS ARE GROUND • Music Wire (Plated) or Stainless Steel (Passivated)

COMPRESSION SPRINGS

LEE STOCK NUMBER	OUTSIDE DIAMETER		TO WORK IN HOLE DIAMETER		WIRE DIAMETER		APPROX. LOAD AT SOLID HGT.		FREE LENGTH		SPRING RATE		SOLID HEIGHT		PRICE GROUP		
	IN.	MM	IN.	MM	IN.	MM	LB.	KG	IN.	MM	LB/IN.	KG/MM	IN.	MM	Music Wire	#302 Stainless	#316 Stainless
LC 055H 01	.600	15.24	.625	15.88	.055	1.40	16.250	7.360	0.625	15.88	40.00	0.713	0.228	5.79	F	G	N
LC 055H 02									0.750	19.05	33.00	0.588	0.249	6.32	F	G	N
LC 055H 03									0.875	22.22	27.00	0.481	0.290	7.37	F	G	N
LC 055H 04									1.000	25.40	24.00	0.428	0.317	8.05	F	G	N
LC 055H 05									1.250	31.75	19.00	0.339	0.359	9.12	G	J	P
LC 055H 06									1.500	38.10	15.00	0.267	0.427	10.84	G	J	P
LC 055H 07									1.750	44.45	12.75	0.227	0.478	12.14	J	K	R
LC 055H 08									2.000	50.80	11.00	0.196	0.542	13.77	J	K	R
LC 055H 09									2.250	57.15	9.75	0.174	0.599	15.21	J	K	R
LC 055H 10									2.500	63.50	8.90	0.159	0.657	16.69	J	K	R
LC 055H 11									2.750	69.85	7.73	0.138	0.725	18.41	K	L	S
LC 055H 12									3.000	76.20	7.08	0.126	0.780	19.81	K	L	S
LC 059H 01	.600	15.24	.625	15.88	.059	1.50	19.500	8.832	0.625	15.88	53.00	0.945	0.258	6.55	F	G	N
LC 059H 02									0.750	19.05	42.00	0.749	0.288	7.32	F	G	N
LC 059H 03									0.875	22.22	35.00	0.624	0.317	8.05	F	G	N
LC 059H 04									1.000	25.40	30.00	0.535	0.352	8.94	G	J	P
LC 059H 05									1.250	31.75	24.00	0.428	0.425	10.80	G	J	P
LC 059H 06									1.500	38.10	19.00	0.339	0.482	12.24	G	J	P
LC 059H 07									1.750	44.45	16.00	0.285	0.556	14.12	J	K	R
LC 059H 08									2.000	50.80	14.00	0.250	0.615	15.62	J	K	R
LC 059H 09									2.250	57.15	12.50	0.223	0.705	17.91	J	K	R
LC 059H 10									2.500	63.50	11.25	0.200	0.777	19.74	J	K	R
LC 059H 11									2.750	69.85	9.30	0.166	0.857	21.77	L	M	T
LC 059H 12									3.000	76.20	8.50	0.152	0.924	23.47	L	M	T
LC 063H 01	.600	15.24	.625	15.88	.063	1.60	23.000	10.417	0.625	15.88	64.00	1.141	0.285	7.24	F	J	P
LC 063H 02									0.750	19.05	53.00	0.945	0.316	8.03	F	J	P
LC 063H 03									0.875	22.22	45.00	0.802	0.347	8.81	F	J	P
LC 063H 04									1.000	25.40	38.00	0.678	0.379	9.63	G	K	R
LC 063H 05									1.250	31.75	30.00	0.535	0.457	11.61	G	K	R
LC 063H 06									1.500	38.10	24.00	0.428	0.552	14.02	G	K	R
LC 063H 07									1.750	44.45	20.00	0.357	0.619	15.72	J	L	S
LC 063H 08									2.000	50.80	17.50	0.312	0.692	17.58	J	L	S
LC 063H 09									2.250	57.15	15.50	0.276	0.761	19.33	J	L	S
LC 063H 10									2.500	63.50	14.00	0.250	0.842	21.39	J	L	S
LC 063H 11									2.750	69.85	12.17	0.217	0.927	23.45	L	N	U
LC 063H 12									3.000	76.20	11.11	0.198	1.002	25.45	L	N	U
LC 063H 13									3.250	82.55	10.20	0.182	1.077	27.36	M	P	W
LC 063H 14									3.500	88.90	9.50	0.170	1.153	29.29	M	P	W

SPECIAL INSTRUCTIONS FOR COMPRESSION SERIES

STOCK NUMBERS: Add "M" to end of Stock Number for Music Wire; "S" for Type 302 Stainless; "S316" for Type 316 Stainless.

PRICING: See Inside Front Cover for 10 to 199 pricing. To price or order up to 1000 pcs., visit leespring.com; 1000+ pcs. contact Lee Spring.

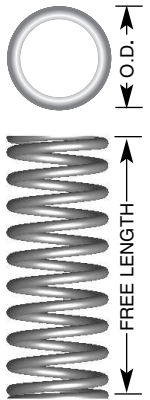
CALCULATIONS: Spring Rate and Load at Solid Hgt. are for Music Wire. For Type 302 or Type 316 Stainless, multiply figures shown by 5/6 (.833).

COMPRESSION SPRINGS: STANDARD SERIES (INCH)

ENDS ARE GROUND • Music Wire (Plated) or Stainless Steel (Passivated)

COMPRESSION SPRINGS

LEE STOCK NUMBER	OUTSIDE DIAMETER		TO WORK IN HOLE DIAMETER		WIRE DIAMETER		APPROX. LOAD AT SOLID HGT.		FREE LENGTH		SPRING RATE		SOLID HEIGHT		PRICE GROUP		
	IN.	MM	IN.	MM	IN.	MM	LB.	KG	IN.	MM	LB./IN.	KG/MM	IN.	MM	Music Wire	#302 Stainless	#316 Stainless
															M	S	S316
LC 067H 01	.600	15.24	.625	15.88	.067	1.70	26.000	11.775	0.625	15.88	80.00	1.426	0.302	7.67	F	J	P
LC 067H 02									0.750	19.05	63.00	1.123	0.361	9.17	G	K	R
LC 067H 03									0.875	22.22	50.00	0.892	0.403	10.24	G	K	R
LC 067H 04									1.000	25.40	45.00	0.802	0.436	11.07	G	K	R
LC 067H 05									1.250	31.75	34.00	0.606	0.537	13.64	G	K	R
LC 067H 06									1.500	38.10	29.00	0.517	0.605	15.37	G	K	R
LC 067H 07									1.750	44.45	24.00	0.428	0.705	17.91	G	K	R
LC 067H 08									2.000	50.80	19.50	0.348	0.842	21.39	K	M	T
LC 067H 09									2.250	57.15	17.00	0.303	0.944	23.98	K	M	T
LC 067H 10									2.500	63.50	15.00	0.267	1.057	26.85	K	M	T
LC 067H 11									2.750	69.85	13.40	0.239	1.143	29.03	L	N	U
LC 067H 12									3.000	76.20	12.20	0.218	1.241	31.52	L	N	U
LC 072H 0	.600	15.24	.625	15.88	.072	1.83	30.000	13.587	0.625	15.88	103.00	1.839	0.346	8.79	G	K	R
LC 072H 01									0.750	19.05	78.00	1.391	0.397	10.08	G	K	R
LC 072H 02									0.875	22.22	68.00	1.212	0.432	10.97	G	K	R
LC 072H 03									1.000	25.40	55.00	0.981	0.506	12.85	G	K	R
LC 072H 04									1.250	31.75	45.00	0.802	0.596	15.14	G	K	R
LC 072H 05									1.500	38.10	36.00	0.642	0.686	17.42	J	L	S
LC 072H 06									1.750	44.45	30.00	0.535	0.795	20.19	J	L	S
LC 072H 07									2.000	50.80	26.00	0.464	0.939	23.85	K	M	T
LC 072H 08									2.250	57.15	23.50	0.419	0.994	25.25	K	M	T
LC 072H 09									2.500	63.50	21.00	0.374	1.085	27.56	K	M	T
LC 072H 10									2.750	69.85	19.00	0.339	1.180	29.97	L	N	U
LC 072H 11	3.000	76.20	17.00	0.303	1.280	32.51	M	P	W								
LC 080H 01	.600	15.24	.625	15.88	.080	2.03	55.000	24.950	0.625	15.88	193.40	3.455	0.351	8.91	G	K	Special Order
LC 080H 02									0.750	19.05	152.50	2.723	0.401	10.18	G	K	
LC 080H 03									0.875	22.23	125.80	2.247	0.451	11.46	G	K	
LC 080H 04									1.000	25.40	107.10	1.912	0.501	12.73	G	K	
LC 080H 05									1.250	31.75	82.50	1.474	0.601	15.27	J	L	
LC 080H 06									1.500	38.10	67.10	1.199	0.701	17.81	J	L	
LC 080H 07									1.750	44.45	56.60	1.010	0.801	20.35	K	M	
LC 080H 08									2.000	50.80	48.90	0.873	0.901	22.89	K	M	
LC 080H 09									2.250	57.15	43.00	0.769	1.001	25.43	K	M	
LC 080H 10									2.500	63.50	38.40	0.686	1.101	27.98	K	M	
LC 080H 11									2.750	69.85	34.70	0.620	1.202	30.52	M	P	
LC 080H 12									3.000	76.20	31.70	0.566	1.302	33.06	M	P	



SPECIAL INSTRUCTIONS FOR COMPRESSION SERIES

STOCK NUMBERS: Add "M" to end of Stock Number for Music Wire; "S" for Type 302 Stainless; "S316" for Type 316 Stainless.
PRICING: See Inside Front Cover for 10 to 199 pricing. To price or order up to 1000 pcs., visit leespring.com; 1000+ pcs. contact Lee Spring.
CALCULATIONS: Spring Rate and Load at Solid Hgt. are for Music Wire. For Type 302 or Type 316 Stainless, multiply figures shown by 5/6 (.833).

COMPRESSION SPRINGS: STANDARD SERIES (INCH)

ENDS ARE GROUND • Music Wire (Plated) or Stainless Steel (Passivated)

COMPRESSION SPRINGS

LEE STOCK NUMBER	OUTSIDE DIAMETER		TO WORK IN HOLE DIAMETER		WIRE DIAMETER		APPROX. LOAD AT SOLID HGT.		FREE LENGTH		SPRING RATE		SOLID HEIGHT		PRICE GROUP		
	IN.	MM	IN.	MM	IN.	MM	LB.	KG	IN.	MM	LB/IN.	KG/MM	IN.	MM	Music Wire	#302 Stainless	#316 Stainless
LC 085H 01	.600	15.24	.625	15.88	.085	2.16	65.350	29.640	0.625	15.88	250.72	4.477	0.375	9.53	J	K	Special Order
LC 085H 02									0.750	19.05	196.68	3.512	0.430	10.93	J	K	
LC 085H 03									0.875	22.23	161.81	2.890	0.485	12.33	J	K	
LC 085H 04									1.000	25.40	137.44	2.454	0.540	13.72	J	K	
LC 085H 05									1.250	31.75	105.63	1.886	0.650	16.52	K	L	
LC 085H 06									1.500	38.10	85.77	1.532	0.760	19.31	K	L	
LC 085H 07									1.750	44.45	72.20	1.289	0.870	22.10	L	M	
LC 085H 08									2.000	50.80	62.34	1.113	0.980	24.90	L	M	
LC 085H 09									2.250	57.15	54.84	0.979	1.090	27.69	L	M	
LC 085H 10									2.500	63.50	48.96	0.874	1.200	30.48	L	M	
LC 085H 11									2.750	69.85	44.22	0.790	1.310	33.28	N	P	
LC 085H 12									3.000	76.20	40.31	0.720	1.420	36.07	N	P	
LC 085H 13									3.250	82.55	37.00	0.661	1.532	38.90	N	P	
LC 085H 14									3.500	88.90	34.25	0.612	1.640	41.67	N	P	
LC 092H 01	.600	15.24	.625	15.88	.092	2.340	89.350	40.530	0.625	15.88	373.60	6.672	0.397	10.09	K	L	Special Order
LC 092H 02									0.750	19.05	291.09	5.198	0.456	11.59	K	L	
LC 092H 03									0.875	22.23	238.43	4.258	0.515	13.09	K	L	
LC 092H 04									1.000	25.40	201.91	3.606	0.574	14.59	K	L	
LC 092H 05									1.250	31.75	154.56	2.760	0.692	17.58	L	M	
LC 092H 06									1.500	38.10	125.20	2.236	0.810	20.57	L	M	
LC 092H 07									1.750	44.45	105.21	1.879	0.928	23.57	M	N	
LC 092H 08									2.000	50.80	90.73	1.620	1.046	26.56	M	N	
LC 092H 09									2.250	57.15	79.75	1.424	1.164	29.55	M	N	
LC 092H 10									2.500	63.50	71.14	1.270	1.281	32.55	M	N	
LC 092H 11									2.750	69.85	64.21	1.147	1.399	35.54	P	R	
LC 092H 12									3.000	76.20	58.51	1.045	1.517	38.53	P	R	
LC 092H 13									3.250	82.55	53.80	0.961	1.633	41.49	P	R	
LC 092H 14									3.500	88.90	49.70	0.888	1.752	44.51	P	R	
LC 092H 15									3.750	95.25	46.30	0.827	1.867	47.43	P	R	
LC 092H 16									4.000	101.60	43.20	0.771	1.988	50.48	P	R	
LC 098H 01	.600	15.24	.625	15.88	.098	2.490	103.900	47.120	0.750	19.05	387.80	6.925	0.487	12.36	K	L	Special Order
LC 098H 02									0.875	22.23	314.10	5.609	0.553	14.05	K	L	
LC 098H 03									1.000	25.40	267.20	4.772	0.615	15.62	K	L	
LC 098H 04									1.250	31.75	203.90	3.641	0.743	18.88	L	M	
LC 098H 05									1.500	38.10	164.80	2.943	0.872	22.14	L	M	
LC 098H 06									1.750	44.45	138.30	2.470	1.000	25.40	M	N	
LC 098H 07									2.000	50.80	119.10	2.127	1.129	28.67	M	N	
LC 098H 08									2.250	57.15	104.60	1.868	1.257	31.93	M	N	
LC 098H 09									2.500	63.50	93.30	1.666	1.385	35.18	M	N	
LC 098H 10									2.750	69.85	84.10	1.502	1.515	38.47	P	R	
LC 098H 11									3.000	76.20	76.60	1.368	1.643	41.73	P	R	
LC 098H 12									3.250	82.55	70.40	1.257	1.770	44.96	P	R	
LC 098H 13									3.500	88.90	65.00	1.161	1.900	48.27	P	R	
LC 098H 14									3.750	95.25	60.50	1.080	2.027	51.48	P	R	
LC 098H 15									4.000	101.60	56.50	1.009	2.156	54.76	P	R	

SPECIAL INSTRUCTIONS FOR COMPRESSION SERIES

STOCK NUMBERS: Add "M" to end of Stock Number for Music Wire; "S" for Type 302 Stainless; "S316" for Type 316 Stainless.

PRICING: See Inside Front Cover for 10 to 199 pricing. To price or order up to 1000 pcs., visit leespring.com; 1000+ pcs. contact Lee Spring.

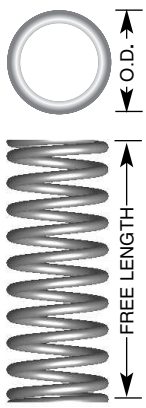
CALCULATIONS: Spring Rate and Load at Solid Hgt. are for Music Wire. For Type 302 or Type 316 Stainless, multiply figures shown by 5/6 (.833).

COMPRESSION SPRINGS: STANDARD SERIES (INCH)

ENDS ARE GROUND • Music Wire (Plated) or Stainless Steel (Passivated)

LEE STOCK NUMBER	OUTSIDE DIAMETER		TO WORK IN HOLE DIAMETER		WIRE DIAMETER		APPROX. LOAD AT SOLID HG.T.		FREE LENGTH		SPRING RATE		SOLID HEIGHT		PRICE GROUP		
	IN.	MM	IN.	MM	IN.	MM	LB.	KG	IN.	MM	LB/IN.	KG/MM	IN.	MM	Music Wire	#302 Stainless	#316 Stainless
															M	S	S316
LC 120HH 01	.625	15.88	.656	17.48	.120	3.05	124.175	56.326	0.875	22.23	653.47	11.697	0.685	17.40	N	U	Special Order
LC 120HH 02									1.000	25.40	545.99	9.773	0.771	19.58	P	W	
LC 120HH 03									1.250	31.75	410.85	7.354	0.944	23.98	P	X	
LC 120HH 04									1.500	38.10	329.33	5.895	1.116	28.35	R	Y	
LC 120HH 05									1.750	44.45	274.80	4.919	1.288	32.72	S	Z	
LC 120HH 06									2.000	50.80	235.77	4.220	1.461	37.11	T	AA	
LC 120HH 07									2.250	57.15	206.44	3.695	1.633	41.48	T	AB	
LC 120HH 08									2.500	63.50	183.61	3.287	1.805	45.85	U	AC	
LC 120HH 09									2.750	69.85	165.32	2.959	1.978	50.24	U	AD	
LC 120HH 10									3.000	76.20	150.35	2.691	2.150	54.61	W	AE	
LC 120HH 11									3.250	82.55	137.86	2.468	2.322	58.98	W	AG	
LC 120HH 12									3.500	88.90	127.29	2.278	2.495	63.37	X	AJ	
LC 120HH 13									4.000	101.60	110.36	1.975	2.839	72.11	Y	AK	
LC 049HJ 01	.660	16.76	.687	17.45	.049	1.245	10.000	4.530	0.625	15.88	23.33	0.417	0.182	4.62	F	J	P
LC 049HJ 02									0.750	19.05	18.20	0.325	0.210	5.34	G	K	R
LC 049HJ 03									0.875	22.23	15.30	0.273	0.230	5.83	G	K	R
LC 049HJ 04									1.000	25.40	13.20	0.235	0.249	6.33	G	K	R
LC 049HJ 05									1.250	31.75	10.30	0.184	0.288	7.32	G	K	R
LC 049HJ 06									1.500	38.10	8.50	0.151	0.328	8.32	G	K	R
LC 049HJ 07									1.750	44.45	7.20	0.128	0.367	9.31	G	K	R
LC 049HJ 08									2.000	50.80	6.25	0.112	0.406	10.31	K	M	T
LC 049HJ 09									2.250	57.15	5.50	0.098	0.445	11.30	K	M	T
LC 049HJ 10									2.500	63.50	4.95	0.088	0.484	12.30	K	M	T
LC 049HJ 11									2.750	69.85	4.50	0.080	0.523	13.29	L	N	U
LC 049HJ 12									3.000	76.20	4.10	0.073	0.562	14.28	L	N	U
LC 055HJ 01	.660	16.76	.687	17.45	.055	1.397	15.000	6.800	0.625	15.88	36.00	0.643	0.210	5.34	J	L	S
LC 055HJ 02									0.750	19.05	28.90	0.515	0.238	6.05	J	L	S
LC 055HJ 03									0.875	22.23	24.10	0.431	0.261	6.63	J	L	S
LC 055HJ 04									1.000	25.40	20.80	0.371	0.284	7.22	J	L	S
LC 055HJ 05									1.250	31.75	16.20	0.289	0.330	8.39	J	L	S
LC 055HJ 06									1.500	38.10	13.30	0.237	0.377	9.56	J	L	S
LC 055HJ 07									1.750	44.45	11.30	0.201	0.423	10.74	K	M	T
LC 055HJ 08									2.000	50.80	9.80	0.175	0.469	11.91	K	M	T
LC 055HJ 09									2.250	57.15	8.60	0.154	0.515	13.08	K	M	T
LC 055HJ 10									2.500	63.50	7.75	0.138	0.561	14.25	K	M	T
LC 055HJ 11									2.750	69.85	7.00	0.125	0.607	15.42	K	M	T
LC 055HJ 12									3.000	76.20	6.40	0.114	0.653	16.60	K	M	T

COMPRESSION SPRINGS



SPECIAL INSTRUCTIONS FOR COMPRESSION SERIES

STOCK NUMBERS: Add "M" to end of Stock Number for Music Wire; "S" for Type 302 Stainless; "S316" for Type 316 Stainless.

PRICING: See Inside Front Cover for 10 to 199 pricing. To price or order up to 1000 pcs., visit leespring.com; 1000+ pcs. contact Lee Spring.

CALCULATIONS: Spring Rate and Load at Solid Hgt. are for Music Wire. For Type 302 or Type 316 Stainless, multiply figures shown by 5/6 (.833).

COMPRESSION SPRINGS: STANDARD SERIES (INCH)

ENDS ARE GROUND • Music Wire (Plated) or Stainless Steel (Passivated)

COMPRESSION SPRINGS

LEE STOCK NUMBER	OUTSIDE DIAMETER		TO WORK IN HOLE DIAMETER		WIRE DIAMETER		APPROX. LOAD AT SOLID HGT.		FREE LENGTH		SPRING RATE		SOLID HEIGHT		PRICE GROUP		
	IN.	MM	IN.	MM	IN.	MM	LB.	KG	IN.	MM	LB/IN.	KG/MM	IN.	MM	Music Wire	#302 Stainless	#316 Stainless
LC 063HJ 01	.660	16.76	.687	17.45	.063	1.600	20.000	9.070	0.625	15.88	55.60	0.993	0.262	6.65	J	L	Special Order
LC 063HJ 02									0.750	19.05	44.50	0.794	0.293	7.45	J	L	
LC 063HJ 03									0.875	22.23	37.10	0.662	0.325	8.25	J	L	
LC 063HJ 04									1.000	25.40	31.80	0.567	0.356	9.05	J	L	
LC 063HJ 05									1.250	31.75	24.70	0.441	0.419	10.65	K	M	
LC 063HJ 06									1.500	38.10	20.20	0.361	0.482	12.25	K	M	
LC 063HJ 07									1.750	44.45	17.10	0.305	0.545	13.85	K	M	
LC 063HJ 08									2.000	50.80	14.80	0.265	0.608	15.45	K	M	
LC 063HJ 09									2.250	57.15	13.10	0.233	0.671	17.05	L	N	
LC 063HJ 10									2.500	63.50	11.70	0.209	0.734	18.65	L	N	
LC 063HJ 11									2.750	69.85	10.60	0.189	0.797	20.25	L	N	
LC 063HJ 12									3.000	76.20	9.70	0.173	0.860	21.85	L	N	
LC 067HJ 01	.660	16.76	.687	17.45	.067	1.702	25.000	11.340	0.625	15.88	70.70	1.262	0.281	7.15	J	L	Special Order
LC 067HJ 02									0.750	19.05	56.40	1.006	0.316	8.03	J	L	
LC 067HJ 03									0.875	22.23	46.90	0.837	0.351	8.92	J	L	
LC 067HJ 04									1.000	25.40	40.10	0.716	0.386	9.81	J	L	
LC 067HJ 05									1.250	31.75	31.10	0.555	0.456	11.59	K	M	
LC 067HJ 06									1.500	38.10	25.50	0.454	0.526	13.36	K	M	
LC 067HJ 07									1.750	44.45	21.50	0.384	0.596	15.14	K	M	
LC 067HJ 08									2.000	50.80	18.60	0.332	0.666	16.92	K	M	
LC 067HJ 09									2.250	57.15	16.50	0.293	0.736	18.69	L	N	
LC 067HJ 10									2.500	63.50	14.70	0.262	0.806	20.47	L	N	
LC 067HJ 11									2.750	69.85	13.30	0.237	0.876	22.25	L	N	
LC 067HJ 12									3.000	76.20	12.10	0.216	0.946	24.02	L	N	
LC 072HJ 01	.660	16.76	.687	17.45	.072	1.829	30.000	13.610	0.625	15.88	94.10	1.680	0.306	7.76	J	M	T
LC 072HJ 02									0.750	19.05	74.70	1.333	0.345	8.77	J	M	T
LC 072HJ 03									0.875	22.23	62.00	1.106	0.385	9.77	J	M	T
LC 072HJ 04									1.000	25.40	53.00	0.944	0.424	10.77	J	M	T
LC 072HJ 05									1.250	31.75	41.00	0.731	0.503	12.77	K	N	U
LC 072HJ 06									1.500	38.10	33.50	0.596	0.582	14.77	K	N	U
LC 072HJ 07									1.750	44.45	28.20	0.503	0.661	16.78	K	N	U
LC 072HJ 08									2.000	50.80	24.50	0.436	0.739	18.78	K	N	U
LC 072HJ 09									2.250	57.15	21.50	0.384	0.818	20.78	M	R	X
LC 072HJ 10									2.500	63.50	19.20	0.343	0.897	22.78	M	R	X
LC 072HJ 11									2.750	69.85	17.50	0.310	0.976	24.79	M	R	X
LC 072HJ 12									3.000	76.20	15.90	0.283	1.055	27.79	M	R	X

SPECIAL INSTRUCTIONS FOR COMPRESSION SERIES

STOCK NUMBERS: Add "M" to end of Stock Number for Music Wire; "S" for Type 302 Stainless; "S316" for Type 316 Stainless.

PRICING: See Inside Front Cover for 10 to 199 pricing. To price or order up to 1000 pcs., visit leespring.com; 1000+ pcs. contact Lee Spring.

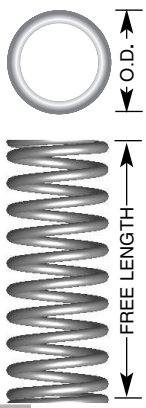
CALCULATIONS: Spring Rate and Load at Solid Hgt. are for Music Wire. For Type 302 or Type 316 Stainless, multiply figures shown by 5/6 (.833).

COMPRESSION SPRINGS: STANDARD SERIES (INCH)

ENDS ARE GROUND • Music Wire (Plated) or Stainless Steel (Passivated)

COMPRESSION SPRINGS

LEE STOCK NUMBER	OUTSIDE DIAMETER		TO WORK IN HOLE DIAMETER		WIRE DIAMETER		APPROX. LOAD AT SOLID HGT.		FREE LENGTH		SPRING RATE		SOLID HEIGHT		PRICE GROUP		
	IN.	MM	IN.	MM	IN.	MM	LB.	KG	IN.	MM	LB/IN.	KG/MM	IN.	MM	Music Wire	#302 Stainless	#316 Stainless
															M	S	S316
LC 105HK 01	.688	17.46	.720	19.05	.105	2.67	88.549	40.166	0.875	22.23	279.21	4.998	0.558	14.17	N	R	Special Order
LC 105HK 02									1.000	25.40	235.03	4.207	0.622	15.80	N	R	
LC 105HK 03									1.250	31.75	178.53	3.196	0.750	19.05	N	R	
LC 105HK 04									1.500	38.10	143.93	2.576	0.879	22.33	N	S	
LC 105HK 05									1.750	44.45	120.57	2.158	1.007	25.58	P	T	
LC 105HK 06									2.000	50.80	103.73	1.857	1.136	28.85	R	U	
LC 105HK 07									2.250	57.15	91.02	1.629	1.264	32.11	S	W	
LC 105HK 08									2.500	63.50	81.08	1.451	1.392	35.36	S	X	
LC 105HK 09									2.750	69.85	73.10	1.308	1.521	38.63	T	Y	
LC 105HK 10									3.000	76.20	66.55	1.191	1.649	41.88	U	Z	
LC 105HK 11									3.250	82.55	61.08	1.093	1.778	45.16	U	Z	
LC 105HK 12									3.500	88.90	56.44	1.010	1.906	48.41	W	Z	
LC 105HK 13									4.000	101.60	48.99	0.877	2.163	54.94	X	AB	
LC 055J 0	.720	18.29	.750	19.05	.055	1.400	13.000	5.888	0.625	15.88	28.70	0.513	0.203	5.16	J	L	S
LC 055J 01									0.750	19.05	23.00	0.410	0.221	5.61	J	L	S
LC 055J 02									0.875	22.22	20.00	0.357	0.242	6.15	J	L	S
LC 055J 03									1.000	25.40	18.50	0.330	0.249	6.32	J	L	S
LC 055J 04									1.250	31.75	14.00	0.250	0.304	7.72	J	L	S
LC 055J 05									1.500	38.10	11.50	0.205	0.331	8.41	J	L	S
LC 055J 06									1.750	44.45	9.00	0.160	0.400	10.16	K	M	T
LC 055J 07									2.000	50.80	8.50	0.152	0.421	10.69	K	M	T
LC 055J 08									2.250	57.15	7.25	0.129	0.467	11.86	K	M	T
LC 055J 09									2.500	63.50	6.60	0.118	0.516	13.11	K	M	T
LC 055J 10									2.750	69.85	6.00	0.107	0.548	13.92	K	M	T
LC 055J 11	3.000	76.20	5.50	0.098	0.587	14.91	K	M	T								
LC 059J 01	.720	18.29	.750	19.05	.059	1.500	17.000	7.710	0.750	19.05	32.90	0.588	0.238	6.04	J	L	S
LC 059J 02									0.875	22.23	27.30	0.488	0.262	6.65	J	L	S
LC 059J 03									1.000	25.40	23.50	0.420	0.284	7.22	J	L	S
LC 059J 04									1.250	31.75	18.30	0.327	0.331	8.40	J	L	S
LC 059J 05									1.500	38.10	15.00	0.268	0.377	9.56	J	L	S
LC 059J 06									1.750	44.45	12.70	0.227	0.423	10.74	K	M	T
LC 059J 07									2.000	50.80	11.00	0.196	0.469	11.92	K	M	T
LC 059J 08									2.250	57.15	9.70	0.173	0.516	13.10	K	M	T
LC 059J 09									2.500	63.50	8.70	0.155	0.561	14.25	K	M	T
LC 063J 0	.720	18.29	.750	19.05	.063	1.600	15.500	7.020	0.625	15.88	41.50	0.741	0.263	6.68	J	L	S
LC 063J 01									0.750	19.05	33.00	0.588	0.284	7.21	J	L	S
LC 063J 02									0.875	22.22	28.00	0.499	0.316	8.03	J	L	S
LC 063J 03									1.000	25.40	24.00	0.428	0.355	9.02	J	L	S
LC 063J 04									1.250	31.75	19.00	0.339	0.441	10.44	K	M	T
LC 063J 05									1.500	38.10	15.00	0.267	0.489	12.42	K	M	T
LC 063J 06									1.750	44.45	13.00	0.232	0.536	13.61	K	M	T
LC 063J 07									2.000	50.80	11.00	0.196	0.616	15.65	K	M	T
LC 063J 08									2.250	57.15	10.00	0.178	0.673	17.09	L	N	U
LC 063J 09									2.500	63.50	9.00	0.160	0.736	18.69	L	N	U
LC 063J 10									2.750	69.85	8.00	0.143	0.792	20.12	L	N	U
LC 063J 11	3.000	76.20	7.25	0.129	0.860	21.84	L	N	U								



SPECIAL INSTRUCTIONS FOR COMPRESSION SERIES

STOCK NUMBERS: Add "M" to end of Stock Number for Music Wire; "S" for Type 302 Stainless; "S316" for Type 316 Stainless.
PRICING: See Inside Front Cover for 10 to 199 pricing. To price or order up to 1000 pcs., visit leespring.com; 1000+ pcs. contact Lee Spring.
CALCULATIONS: Spring Rate and Load at Solid Hgt. are for Music Wire. For Type 302 or Type 316 Stainless, multiply figures shown by 5/6 (.833).

COMPRESSION SPRINGS: STANDARD SERIES (INCH)

ENDS ARE GROUND • Music Wire (Plated) or Stainless Steel (Passivated)

COMPRESSION SPRINGS

LEE STOCK NUMBER	OUTSIDE DIAMETER		TO WORK IN HOLE DIAMETER		WIRE DIAMETER		APPROX. LOAD AT SOLID HGT.		FREE LENGTH		SPRING RATE		SOLID HEIGHT		PRICE GROUP		
	IN.	MM	IN.	MM	IN.	MM	LB.	KG	IN.	MM	LB./IN.	KG/MM	IN.	MM	Music Wire	#302 Stainless	#316 Stainless
LC 065J 01	.720	18.29	.750	19.05	.065	1.65	19.000	8.605	0.750	19.05	41.00	0.731	0.290	7.37	J	L	S
LC 065J 02									0.875	22.22	35.00	0.624	0.322	8.18	J	L	S
LC 065J 03									1.000	25.40	29.00	0.517	0.355	9.02	J	L	S
LC 065J 04									1.250	31.75	23.00	0.410	0.420	10.67	K	M	T
LC 065J 05									1.500	38.10	19.00	0.339	0.465	11.81	K	M	T
LC 065J 06									1.750	44.45	15.50	0.276	0.537	13.64	K	M	T
LC 065J 07									2.000	50.80	13.50	0.241	0.611	15.52	K	M	T
LC 065J 08									2.250	57.15	12.00	0.214	0.660	16.76	L	N	U
LC 065J 09									2.500	63.50	10.50	0.187	0.743	18.87	L	N	U
LC 065J 10									2.750	69.85	9.15	0.163	0.818	20.78	N	R	X
LC 065J 11									3.000	76.20	8.35	0.149	0.883	22.43	N	R	X
LC 067J 01	.720	18.29	.750	19.05	.067	1.70	22.000	9.964	0.750	19.05	50.00	0.892	0.286	7.26	J	L	S
LC 067J 02									0.875	22.22	40.00	0.713	0.319	8.10	J	L	S
LC 067J 03									1.000	25.40	33.00	0.588	0.353	8.97	J	L	S
LC 067J 04									1.250	31.75	27.00	0.481	0.403	10.24	K	M	T
LC 067J 05									1.500	38.10	22.00	0.392	0.471	11.96	K	M	T
LC 067J 06									1.750	44.45	18.00	0.321	0.537	13.64	K	M	T
LC 067J 07									2.000	50.80	15.50	0.276	0.606	15.39	K	M	T
LC 067J 08									2.250	57.15	14.00	0.250	0.669	16.99	L	N	U
LC 067J 09									2.500	63.50	13.75	0.246	0.725	18.42	L	N	U
LC 067J 10									3.000	76.20	10.00	0.178	0.883	22.43	L	N	U
LC 067J 11									3.250	82.55	9.20	0.164	0.935	23.75	M	P	W
LC 067J 12	3.500	88.90	8.51	0.152	0.998	25.35	M	P	W								
LC 072J 01	.720	18.29	.750	19.05	.072	1.83	25.000	11.322	0.875	22.22	48.00	0.856	0.361	9.17	J	M	T
LC 072J 02									1.000	25.40	42.00	0.749	0.397	10.08	J	M	T
LC 072J 03									1.250	31.75	33.00	0.588	0.470	11.94	K	N	U
LC 072J 04									1.500	38.10	26.00	0.464	0.559	14.20	K	N	U
LC 072J 05									1.750	44.45	22.00	0.392	0.631	16.03	K	N	U
LC 072J 06									2.000	50.80	20.00	0.357	0.686	17.42	K	N	U
LC 072J 07									2.250	57.15	17.00	0.303	0.779	19.79	M	R	X
LC 072J 08									2.500	63.50	15.00	0.267	0.869	22.07	M	R	X
LC 072J 09									2.750	69.85	14.00	0.250	0.927	23.54	M	R	X
LC 072J 10									3.000	76.20	12.50	0.223	1.015	25.78	M	R	X
LC 072J 11									3.500	88.90	10.50	0.187	1.150	29.21	N	S	Y
LC 072J 12	4.000	101.60	9.14	0.163	1.321	33.55	P	T	AA								
LC 080J 01	.720	18.29	.750	19.05	.080	2.03	39.000	17.650	0.875	22.22	80.26	1.430	0.404	10.26	L	P	Special Order
LC 080J 02									1.000	25.40	68.53	1.220	0.444	11.28	L	P	
LC 080J 03									1.250	31.75	52.66	0.940	0.526	13.36	L	P	
LC 080J 04									1.500	38.10	42.94	0.765	0.607	15.42	L	R	
LC 080J 05									1.750	44.45	36.05	0.644	0.690	17.52	M	S	
LC 080J 06									2.000	50.80	31.20	0.557	0.770	19.56	N	T	
LC 080J 07									2.250	57.15	27.47	0.490	0.855	21.72	P	U	
LC 080J 08									2.500	63.50	24.54	0.438	0.935	23.75	P	W	
LC 080J 09									2.750	69.85	22.21	0.396	1.015	25.78	R	X	
LC 080J 10									3.000	76.20	20.23	0.361	1.095	27.81	S	Y	
LC 080J 11									3.500	88.90	16.98	0.303	1.273	32.33	T	Z	
LC 080J 12	4.000	101.60	14.77	0.264	1.440	36.58	U	AA									

SPECIAL INSTRUCTIONS FOR COMPRESSION SERIES

STOCK NUMBERS: Add "M" to end of Stock Number for Music Wire; "S" for Type 302 Stainless; "S316" for Type 316 Stainless.

PRICING: See Inside Front Cover for 10 to 199 pricing. To price or order up to 1000 pcs., visit leespring.com; 1000+ pcs. contact Lee Spring.

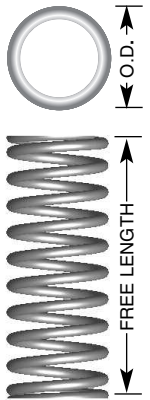
CALCULATIONS: Spring Rate and Load at Solid Hgt. are for Music Wire. For Type 302 or Type 316 Stainless, multiply figures shown by 5/6 (.833).

COMPRESSION SPRINGS: STANDARD SERIES (INCH)

ENDS ARE GROUND • Music Wire (Plated) or Stainless Steel (Passivated)

COMPRESSION SPRINGS

LEE STOCK NUMBER	OUTSIDE DIAMETER		TO WORK IN HOLE DIAMETER		WIRE DIAMETER		APPROX. LOAD AT SOLID HGT.		FREE LENGTH		SPRING RATE		SOLID HEIGHT		PRICE GROUP		
	IN.	MM	IN.	MM	IN.	MM	LB.	KG	IN.	MM	LB./IN.	KG/MM	IN.	MM	Music Wire	#302 Stainless	#316 Stainless
															M	S	S316
LC 085J 01	.720	18.29	.750	19.05	.085	2.16	54.500	24.720	0.875	22.23	113.70	2.030	0.411	10.43	L	P	Special Order
LC 085J 02									1.000	25.40	97.00	1.732	0.451	11.46	L	P	
LC 085J 03									1.250	31.75	74.50	1.331	0.534	13.57	L	P	
LC 085J 04									1.500	38.10	60.50	1.081	0.617	15.68	L	R	
LC 085J 05									1.750	44.45	50.90	0.910	0.701	17.80	M	S	
LC 085J 06									2.000	50.80	44.00	0.786	0.784	19.91	N	T	
LC 085J 07									2.250	57.15	38.70	0.691	0.867	22.02	P	U	
LC 085J 08									2.500	63.50	34.50	0.617	0.950	24.13	P	W	
LC 085J 09									2.750	69.85	31.20	0.557	1.033	26.24	R	X	
LC 085J 10									3.000	76.20	28.40	0.508	1.116	28.36	S	Y	
LC 085J 11									3.500	88.90	24.20	0.432	1.283	32.58	T	Z	
LC 085J 12									4.000	101.60	21.00	0.375	1.449	36.80	U	AA	
LC 095J 01	.720	18.29	.750	19.05	.095	2.41	76.730	34.810	0.875	22.23	178.53	3.188	0.459	11.65	M	R	Special Order
LC 095J 02									1.000	25.40	150.98	2.696	0.507	12.87	M	R	
LC 095J 03									1.250	31.75	115.37	2.060	0.602	15.30	M	R	
LC 095J 04									1.500	38.10	93.35	1.667	0.698	17.74	M	S	
LC 095J 05									1.750	44.45	78.39	1.400	0.794	20.18	N	T	
LC 095J 06									2.000	50.80	67.57	1.207	0.890	22.61	P	U	
LC 095J 07									2.250	57.15	59.37	1.060	0.986	25.05	R	W	
LC 095J 08									2.500	63.50	52.94	0.945	1.082	27.49	R	X	
LC 095J 09									2.750	69.85	47.77	0.853	1.178	29.92	S	Y	
LC 095J 10									3.000	76.20	43.52	0.777	1.274	32.36	T	Z	
LC 095J 11									3.500	88.90	36.95	0.660	1.466	37.23	U	AA	
LC 095J 12									4.000	101.60	32.10	0.573	1.658	42.11	W	AB	
LC 105J 01	.720	18.29	.750	19.05	.105	2.67	100.330	45.510	0.875	22.23	274.64	4.904	0.525	13.33	T	Y	Special Order
LC 105J 02									1.000	25.40	231.18	4.128	0.583	14.81	T	Y	
LC 105J 03									1.250	31.75	175.61	3.136	0.699	17.76	T	Y	
LC 105J 04									1.500	38.10	141.58	2.528	0.815	20.70	T	Z	
LC 105J 05									1.750	44.45	118.59	2.118	0.931	23.65	U	Z	
LC 105J 06									2.000	50.80	102.03	1.822	1.047	26.60	U	AA	
LC 105J 07									2.250	57.15	89.53	1.599	1.163	29.55	W	AB	
LC 105J 08									2.500	63.50	79.75	1.424	1.279	32.49	W	AC	
LC 105J 09									2.750	69.85	71.90	1.284	1.395	35.44	X	AD	
LC 105J 10									3.000	76.20	65.46	1.169	1.511	38.39	X	AE	
LC 105J 11									3.500	88.90	55.51	0.991	1.743	44.28	Y	AG	
LC 105J 12									4.000	101.60	48.19	0.861	1.975	50.18	Z	AJ	



SPECIAL INSTRUCTIONS FOR COMPRESSION SERIES

STOCK NUMBERS: Add "M" to end of Stock Number for Music Wire; "S" for Type 302 Stainless; "S316" for Type 316 Stainless.
PRICING: See Inside Front Cover for 10 to 199 pricing. To price or order up to 1000 pcs., visit leespring.com; 1000+ pcs. contact Lee Spring.
CALCULATIONS: Spring Rate and Load at Solid Hgt. are for Music Wire. For Type 302 or Type 316 Stainless, multiply figures shown by 5/6 (.833).

COMPRESSION SPRINGS: STANDARD SERIES (INCH)

ENDS ARE GROUND • Music Wire (Plated) or Stainless Steel (Passivated)

COMPRESSION SPRINGS

LEE STOCK NUMBER	OUTSIDE DIAMETER		TO WORK IN HOLE DIAMETER		WIRE DIAMETER		APPROX. LOAD AT SOLID HGT.		FREE LENGTH		SPRING RATE		SOLID HEIGHT		PRICE GROUP		
	IN.	MM	IN.	MM	IN.	MM	LB.	KG	IN.	MM	LB/IN.	KG/MM	IN.	MM	Music Wire	#302 Stainless	#316 Stainless
															M	S	S316
LC 112J 01	.720	18.29	.750	19.05	.112	2.84	130.00	58.970	0.875	22.23	372.80	6.658	0.568	14.44	U	AB	Special Order
LC 112J 02									1.000	25.40	312.80	5.586	0.631	16.03	U	AB	
LC 112J 03									1.250	31.75	236.60	4.225	0.757	19.22	U	AB	
LC 112J 04									1.500	38.10	190.20	3.397	0.882	22.40	U	AB	
LC 112J 05									1.750	44.45	159.10	2.840	1.007	25.59	U	AB	
LC 112J 06									2.000	50.80	136.70	2.441	1.133	28.77	U	AB	
LC 112J 07									2.250	57.15	119.80	2.139	1.258	31.95	W	AB	
LC 112J 08									2.500	63.50	106.60	1.904	1.383	35.14	W	AB	
LC 112J 09									2.750	69.85	96.10	1.716	1.509	38.32	X	AD	
LC 112J 10									3.000	76.20	87.40	1.561	1.634	41.51	X	AD	
LC 112J 11									3.500	88.90	74.10	1.323	1.885	47.88	Y	AE	
LC 112J 12									4.000	101.60	64.30	1.148	2.136	54.25	AA	AJ	
LC 135JJ 01	.750	19.05	.781	20.65	.135	3.43	217.766	98.779	0.875	22.23	843.00	15.090	0.617	15.67	P	U	Special Order
LC 135JJ 02									1.000	25.40	698.65	12.506	0.687	17.45	P	U	
LC 135JJ 03									1.500	38.10	414.65	7.422	0.966	24.54	S	X	
LC 135JJ 04									1.750	44.45	344.61	6.168	1.106	28.09	T	Y	
LC 135JJ 05									2.000	50.80	294.81	5.277	1.246	31.65	T	Z	
LC 135JJ 06									2.250	57.15	257.58	4.611	1.386	35.20	U	AA	
LC 135JJ 07									2.500	63.50	228.71	4.094	1.526	38.76	U	AB	
LC 135JJ 08									3.000	76.20	186.82	3.344	1.806	45.87	X	AD	
LC 135JJ 09									3.500	88.90	157.90	2.826	2.086	52.98	Y	AD	
LC 135JJ 10									3.750	95.25	146.56	2.623	2.226	56.54	Y	AG	
LC 135JJ 11									4.000	101.60	136.73	2.448	2.366	60.10	Y	AG	
LC 135JK 01	.813	20.65	.844	22.23	.135	3.43	170.970	77.552	0.875	22.23	643.31	11.515	0.609	15.47	N	T	Special Order
LC 135JK 02									1.000	25.40	533.16	9.543	0.678	17.22	P	U	
LC 135JK 03									1.500	38.10	316.43	5.664	0.951	24.16	R	X	
LC 135JK 04									1.750	44.45	262.98	4.707	1.088	27.64	S	Z	
LC 135JK 05									2.000	50.80	224.97	4.027	1.225	31.12	T	Z	
LC 135JK 06									2.250	57.15	196.57	3.519	1.362	34.59	U	Z	
LC 135JK 07									2.500	63.50	174.53	3.124	1.499	38.07	U	AB	
LC 135JK 08									3.000	76.20	142.57	2.552	1.772	45.01	W	AD	
LC 135JK 09									3.500	88.90	120.50	2.157	2.046	51.97	X	AE	
LC 135JK 10									3.750	95.25	111.84	2.002	2.183	55.45	Y	AG	
LC 135JK 11									4.000	101.60	104.34	1.868	2.320	58.93	Y	AJ	
LC 050K 01	.845	21.46	.875	22.23	.050	1.27	7.000	3.175	0.750	19.05	12.97	0.232	0.181	4.62	L	P	W
LC 050K 02									0.875	22.23	10.88	0.194	0.195	4.95	L	P	W
LC 050K 03									1.000	25.40	9.37	0.167	0.210	5.32	L	P	W
LC 050K 04									1.250	31.75	7.33	0.131	0.237	6.03	L	P	W
LC 050K 05									1.500	38.10	6.02	0.108	0.265	6.73	L	P	W
LC 050K 06									2.000	50.80	4.44	0.079	0.320	8.13	M	S	Y
LC 050K 07									2.500	63.50	3.51	0.063	0.375	9.54	P	U	AB
LC 050K 08									3.000	76.20	2.91	0.052	0.431	10.94	R	X	AD
LC 050K 09									3.500	88.90	2.48	0.044	0.486	12.35	S	X	AD
LC 050K 10									4.000	101.60	2.16	0.039	0.541	13.75	S	X	AD

SPECIAL INSTRUCTIONS FOR COMPRESSION SERIES

STOCK NUMBERS: Add "M" to end of Stock Number for Music Wire; "S" for Type 302 Stainless; "S316" for Type 316 Stainless.

PRICING: See Inside Front Cover for 10 to 199 pricing. To price or order up to 1000 pcs., visit leespring.com; 1000+ pcs. contact Lee Spring.

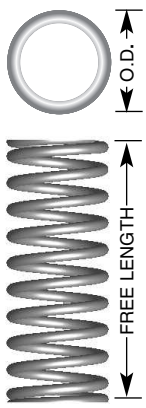
CALCULATIONS: Spring Rate and Load at Solid Hgt. are for Music Wire. For Type 302 or Type 316 Stainless, multiply figures shown by 5/6 (.833).

COMPRESSION SPRINGS: STANDARD SERIES (INCH)

ENDS ARE GROUND • Music Wire (Plated) or Stainless Steel (Passivated)

LEE STOCK NUMBER	OUTSIDE DIAMETER		TO WORK IN HOLE DIAMETER		WIRE DIAMETER		APPROX. LOAD AT SOLID HGT.		FREE LENGTH		SPRING RATE		SOLID HEIGHT		PRICE GROUP		
	IN.	MM	IN.	MM	IN.	MM	LB.	KG	IN.	MM	LB./IN.	KG/MM	IN.	MM	Music Wire	#302 Stainless	#316 Stainless
															M	S	S316
LC 055K 01	.845	21.46	.875	22.23	.055	1.40	10.000	4.537	0.750	19.05	18.05	0.331	0.196	4.98	L	P	W
LC 055K 02									0.875	22.22	15.10	0.270	0.218	5.52	L	P	W
LC 055K 03									1.000	25.40	12.98	0.232	0.278	6.04	L	P	W
LC 055K 04									1.250	31.75	10.13	0.181	0.271	6.89	L	P	W
LC 055K 05									1.500	38.10	8.31	0.148	0.304	7.73	L	P	W
LC 055K 06									2.000	50.80	6.11	0.109	0.370	9.41	M	S	Y
LC 055K 07									2.500	63.50	4.83	0.086	0.437	11.09	P	U	AB
LC 055K 08									3.000	76.20	4.00	0.071	0.503	12.78	R	X	AD
LC 055K 09									3.500	88.90	3.41	0.061	0.569	14.46	S	X	AD
LC 055K 10									4.000	101.60	2.97	0.053	0.636	16.14	S	X	AD
LC 067K 01	.845	21.46	.875	22.23	.067	1.70	16.000	7.257	0.750	19.05	34.15	0.610	0.270	8.86	L	P	W
LC 067K 02									0.875	22.22	28.41	0.507	0.295	7.49	L	P	W
LC 067K 03									1.000	25.40	24.32	0.434	0.321	8.15	L	P	W
LC 067K 04									1.250	31.75	18.88	0.337	0.372	9.45	L	P	W
LC 067K 05									1.500	38.10	15.40	0.275	0.423	10.74	L	P	W
LC 067K 06									2.000	50.80	11.26	0.201	0.526	13.36	M	S	Y
LC 067K 07									2.500	63.50	8.89	0.159	0.628	15.95	P	U	AB
LC 067K 08									3.000	76.20	7.34	0.131	0.730	18.54	R	U	AB
LC 067K 09									3.500	88.90	6.25	0.111	0.832	21.13	S	W	AC
LC 067K 10									4.000	101.60	5.45	0.097	0.934	23.72	T	X	AD
LC 072K 01	.845	21.46	.875	22.23	.072	1.83	23.000	10.432	0.875	22.22	40.60	0.725	0.309	7.85	L	P	W
LC 072K 02									1.000	25.40	34.91	0.623	0.334	8.48	L	P	W
LC 072K 03									1.250	31.75	26.85	0.479	0.388	9.85	L	P	W
LC 072K 04									1.500	38.10	21.82	0.390	0.442	11.22	L	P	W
LC 072K 05									1.750	44.45	18.37	0.328	0.496	12.60	M	S	Y
LC 072K 06									2.000	50.80	16.02	0.286	0.547	13.89	M	S	Y
LC 072K 07									2.500	63.50	12.48	0.223	0.658	16.71	P	U	AB
LC 072K 08									3.000	76.20	10.39	0.185	0.759	19.28	R	W	AC
LC 072K 09									3.500	88.90	8.84	0.158	0.865	21.97	S	X	AD
LC 075K 01									.845	21.46	.875	22.23	.075	1.91	21.062	9.554	0.880
LC 075K 02	1.000	25.40	34.44	0.615	0.388	9.85	J	P									
LC 075K 03	1.250	31.75	26.61	0.475	0.456	11.59	K	P									
LC 075K 04	1.500	38.10	21.68	0.387	0.525	13.33	K	P									
LC 075K 05	1.750	44.45	18.30	0.327	0.593	15.07	K	P									
LC 075K 06	2.000	50.80	15.82	0.283	0.662	16.82	N	P									
LC 075K 07	2.250	57.15	13.94	0.249	0.731	18.56	P	R									
LC 075K 08	2.500	63.50	12.46	0.222	0.799	20.30	P	S									
LC 075K 09	2.750	69.85	11.26	0.201	0.868	22.04	P	S									
LC 075K 10	3.000	76.20	10.27	0.183	0.936	23.78	R	S									
LC 075K 11	3.500	88.90	8.74	0.156	1.074	27.27	S	S									

COMPRESSION SPRINGS



SPECIAL INSTRUCTIONS FOR COMPRESSION SERIES

STOCK NUMBERS: Add "M" to end of Stock Number for Music Wire; "S" for Type 302 Stainless; "S316" for Type 316 Stainless.

PRICING: See Inside Front Cover for 10 to 199 pricing. To price or order up to 1000 pcs., visit leespring.com; 1000+ pcs. contact Lee Spring.

CALCULATIONS: Spring Rate and Load at Solid Hgt. are for Music Wire. For Type 302 or Type 316 Stainless, multiply figures shown by 5/6 (.833).

COMPRESSION SPRINGS: STANDARD SERIES (INCH)

ENDS ARE GROUND • Music Wire (Plated) or Stainless Steel (Passivated)

COMPRESSION SPRINGS

LEE STOCK NUMBER	OUTSIDE DIAMETER		TO WORK IN HOLE DIAMETER		WIRE DIAMETER		APPROX. LOAD AT SOLID HGT.		FREE LENGTH		SPRING RATE		SOLID HEIGHT		PRICE GROUP		
	IN.	MM	IN.	MM	IN.	MM	LB.	KG	IN.	MM	LB/IN.	KG/MM	IN.	MM	Music Wire	#302 Stainless	#316 Stainless
															M	S	S316
LC 080K 00	.845	21.46	.875	22.23	.080	2.03	30.000	13.587	0.875	22.22	57.20	1.021	0.362	9.19	L	P	Special Order
LC 080K 0									1.000	25.40	48.50	0.866	0.397	10.08	L	P	
LC 080K 01									1.250	31.75	38.00	0.678	0.457	11.61	L	P	
LC 080K 02									1.375	34.92	34.00	0.606	0.490	12.45	L	P	
LC 080K 03									1.500	38.10	31.00	0.553	0.522	13.26	L	P	
LC 080K 04									1.750	44.45	26.00	0.464	0.595	15.11	L	R	
LC 080K 05									2.000	50.80	22.00	0.392	0.670	17.02	M	S	
LC 080K 06									2.250	57.15	19.50	0.348	0.723	18.36	N	T	
LC 080K 07									2.500	63.50	17.50	0.312	0.786	19.96	P	U	
LC 080K 08									2.750	69.85	15.50	0.276	0.865	21.97	P	W	
LC 080K 09	3.000	76.20	14.50	0.258	0.930	23.62	R	X									
LC 080K 10	3.500	89.00	12.03	0.215	1.083	27.50	S	Y									
LC 085K 00	.845	21.46	.875	22.23	.085	2.16	35.000	15.851	0.750	19.05	86.11	1.538	0.356	9.04	L	P	Special Order
LC 085K 0									1.000	25.40	61.00	1.088	0.425	10.80	L	P	
LC 085K 01									1.250	31.75	46.00	0.820	0.507	12.88	L	P	
LC 085K 02									1.375	34.92	42.00	0.749	0.537	13.64	L	P	
LC 085K 03									1.500	38.10	38.00	0.678	0.579	14.71	L	P	
LC 085K 04									1.750	44.45	32.00	0.570	0.665	16.89	L	R	
LC 085K 05									2.000	50.80	27.00	0.481	0.736	18.69	M	S	
LC 085K 06									2.250	57.15	24.00	0.428	0.821	20.85	N	T	
LC 085K 07									2.500	63.50	21.50	0.383	0.898	22.81	P	U	
LC 085K 08									2.750	69.85	19.50	0.348	0.961	24.41	P	W	
LC 085K 09									3.000	76.20	18.00	0.321	1.025	26.04	R	X	
LC 085K 10	3.500	88.90	15.00	0.267	1.190	30.23	S	Y									
LC 085K 11	4.000	101.60	13.04	0.233	1.343	34.11	T	Z									
LC 091K 01	.845	21.46	.875	22.23	.091	2.31	42.000	19.022	1.500	38.10	49.00	0.874	0.647	16.43	S	W	Special Order
LC 091K 02									1.750	44.45	41.00	0.731	0.730	18.54	S	W	
LC 091K 03									2.000	50.80	35.00	0.624	0.820	20.83	S	W	
LC 091K 04									2.250	57.15	31.00	0.553	0.910	23.10	T	X	
LC 091K 05									2.500	63.50	28.00	0.499	0.975	24.76	T	X	
LC 091K 06									2.750	69.85	25.00	0.446	1.080	27.43	U	Y	
LC 091K 07									3.000	76.20	23.00	0.410	1.185	30.10	U	Y	
LC 098K 00	.845	21.46	.875	22.23	.098	2.49	50.000	22.645	1.000	25.40	102.00	1.819	0.520	13.21	S	W	Special Order
LC 098K 0									1.250	31.75	78.00	1.391	0.617	15.67	S	W	
LC 098K 01									1.500	38.10	65.00	1.159	0.730	18.54	S	W	
LC 098K 02									1.750	44.45	54.00	0.963	0.814	20.68	S	W	
LC 098K 03									2.000	50.80	46.00	0.820	0.917	23.29	S	W	
LC 098K 04									2.250	57.15	40.00	0.713	1.010	25.65	T	W	
LC 098K 05									2.500	63.50	36.00	0.642	1.110	28.19	T	X	
LC 098K 06									2.750	69.85	32.50	0.579	1.220	30.99	U	Y	
LC 098K 07									3.000	76.20	29.50	0.526	1.320	33.52	U	Y	
LC 098K 08	3.500	88.90	25.50	0.455	1.472	38.61	W	Z									

SPECIAL INSTRUCTIONS FOR COMPRESSION SERIES

STOCK NUMBERS: Add "M" to end of Stock Number for Music Wire; "S" for Type 302 Stainless; "S316" for Type 316 Stainless.

PRICING: See Inside Front Cover for 10 to 199 pricing. To price or order up to 1000 pcs., visit leespring.com; 1000+ pcs. contact Lee Spring.

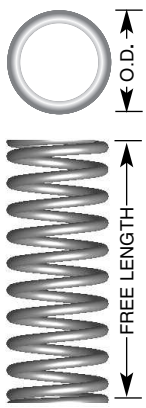
CALCULATIONS: Spring Rate and Load at Solid Hgt. are for Music Wire. For Type 302 or Type 316 Stainless, multiply figures shown by 5/6 (.833).

COMPRESSION SPRINGS: STANDARD SERIES (INCH)

ENDS ARE GROUND • Music Wire (Plated) or Stainless Steel (Passivated)

LEE STOCK NUMBER	OUTSIDE DIAMETER		TO WORK IN HOLE DIAMETER		WIRE DIAMETER		APPROX. LOAD AT SOLID HGT.		FREE LENGTH		SPRING RATE		SOLID HEIGHT		PRICE GROUP		
	IN.	MM	IN.	MM	IN.	MM	LB.	KG	IN.	MM	LB/IN.	KG/MM	IN.	MM	Music Wire	#302 Stainless	#316 Stainless
															M	S	S316
LC 100K 01	.845	21.46	.875	22.23	.100	2.54	60.000	27.200	1.000	25.40	124.70	2.230	0.501	12.72	T	X	Special Order
LC 100K 02									1.250	31.75	95.00	1.700	0.592	15.03	T	X	
LC 100K 03									1.500	38.10	76.74	1.370	0.683	17.34	T	X	
LC 100K 04									1.750	44.45	64.36	1.150	0.774	19.65	T	X	
LC 100K 05									2.000	50.80	55.42	0.990	0.865	21.96	T	X	
LC 100K 06									2.250	57.15	48.66	0.869	0.955	24.27	U	X	
LC 100K 07									2.500	63.50	43.37	0.774	1.046	26.58	U	Y	
LC 100K 08									2.750	69.85	39.12	0.699	1.137	28.89	W	Z	
LC 100K 09									3.000	76.20	35.63	0.636	1.228	31.20	W	Z	
LC 100K 10									3.500	88.90	30.23	0.540	1.410	35.81	W	AA	
LC 092KK 01	.875	22.23	.906	23.83	.092	2.34	37.336	16.936	0.875	22.23	85.41	1.529	0.438	11.13	S	W	Special Order
LC 092KK 02									1.000	25.40	72.33	1.295	0.483	12.27	S	W	
LC 092KK 03									1.500	38.10	44.85	0.803	0.662	16.81	S	W	
LC 092KK 04									1.750	44.45	37.69	0.675	0.752	19.10	T	X	
LC 092KK 05									2.000	50.80	32.50	0.582	0.842	21.39	T	X	
LC 092KK 06									2.500	63.50	25.48	0.456	1.022	25.96	U	Y	
LC 092KK 07									2.750	69.85	23.00	0.412	1.112	28.24	U	Y	
LC 092KK 08									3.063	77.79	20.50	0.367	1.224	31.09	W	Z	
LC 092KK 09									3.500	88.90	17.80	0.319	1.381	35.08	W	Z	
LC 092KK 10									4.000	101.60	15.47	0.277	1.561	39.65	X	AA	
LC 120KK 01	.875	22.23	.906	23.83	.120	3.05	103.085	46.759	1.500	38.10	150.62	2.696	0.816	20.73	P	Y	Special Order
LC 120KK 02									2.000	50.80	107.83	1.930	1.041	26.44	S	AA	
LC 120KK 03									2.250	57.15	94.42	1.690	1.154	29.31	S	AB	
LC 120KK 04									2.500	63.50	83.97	1.503	1.267	32.18	T	AC	
LC 120KK 05									3.000	76.20	68.76	1.231	1.492	37.90	U	AE	
LC 120KK 06									3.500	88.90	58.21	1.042	1.718	43.64	W	AG	
LC 120KK 07									4.000	101.60	50.47	0.903	1.943	49.35	X	AK	
LC 120KK 08									4.500	114.30	44.55	0.797	2.169	55.09	Y	AL	
LC 120KK 09									5.000	127.00	39.87	0.714	2.394	60.81	Z	AN	
LC 120KK 10									5.500	139.70	36.08	0.646	2.620	66.55	AA	AO	
LC 148KK 01	.875	22.23	.906	23.83	.148	3.76	209.631	95.089	1.000	25.40	695.21	12.444	0.698	17.73	R	W	Special Order
LC 148KK 02									1.500	38.10	406.50	7.276	0.978	24.84	S	Z	
LC 148KK 03									2.000	50.80	287.22	5.141	1.258	31.95	U	AB	
LC 148KK 04									2.250	57.15	250.47	4.483	1.397	35.48	W	AC	
LC 148KK 05									2.500	63.50	222.06	3.975	1.537	39.04	W	AD	
LC 148KK 06									2.750	69.85	199.44	3.570	1.677	42.60	X	AD	
LC 148KK 07									3.000	76.20	181.00	3.240	1.817	46.15	Y	AG	
LC 148KK 08									3.500	88.90	152.76	2.734	2.096	53.24	Y	AJ	
LC 148KK 09									4.000	101.60	132.13	2.365	2.376	60.35	Z	AL	
LC 148KK 10									4.500	114.30	116.42	2.084	2.655	67.44	AA	AM	
LC 148KK 11									5.000	127.00	104.05	1.862	2.935	74.55	AC	AO	
LC 148KK 12									5.500	139.70	94.05	1.683	3.214	81.64	AD	AP	
LC 148KK 13	6.000	152.40	85.80	1.536	3.494	88.75	AE	AR									

COMPRESSION SPRINGS



SPECIAL INSTRUCTIONS FOR COMPRESSION SERIES

STOCK NUMBERS: Add "M" to end of Stock Number for Music Wire; "S" for Type 302 Stainless; "S316" for Type 316 Stainless.
PRICING: See Inside Front Cover for 10 to 199 pricing. To price or order up to 1000 pcs., visit leespring.com; 1000+ pcs. contact Lee Spring.
CALCULATIONS: Spring Rate and Load at Solid Hgt. are for Music Wire. For Type 302 or Type 316 Stainless, multiply figures shown by 5/6 (.833).

COMPRESSION SPRINGS: STANDARD SERIES (INCH)

ENDS ARE GROUND • Music Wire (Plated) or Stainless Steel (Passivated)

COMPRESSION SPRINGS

LEE STOCK NUMBER	OUTSIDE DIAMETER		TO WORK IN HOLE DIAMETER		WIRE DIAMETER		APPROX. LOAD AT SOLID HGT.		FREE LENGTH		SPRING RATE		SOLID HEIGHT		PRICE GROUP		
	IN.	MM	IN.	MM	IN.	MM	LB.	KG	IN.	MM	LB/IN.	KG/MM	IN.	MM	Music Wire	#302 Stainless	#316 Stainless
															M	S	S316
LC 105KL 01	.906	23.01	.938	23.83	.105	2.67	58.282	26.437	0.875	22.23	144.30	2.583	0.471	11.96	T	X	Special Order
LC 105KL 02									1.000	25.40	121.47	2.174	0.519	13.18	T	X	
LC 105KL 03									1.250	31.75	92.27	1.652	0.615	15.62	T	X	
LC 105KL 04									1.500	38.10	74.39	1.332	0.711	18.06	T	X	
LC 105KL 05									1.750	44.45	62.31	1.115	0.806	20.47	T	X	
LC 105KL 06									2.000	50.80	53.61	0.960	0.902	22.91	U	Y	
LC 105KL 07									2.250	57.15	47.04	0.842	0.998	25.35	U	Z	
LC 105KL 08									2.500	63.50	41.90	0.750	1.094	27.79	W	Z	
LC 105KL 09									2.750	69.85	37.78	0.676	1.190	30.23	W	AA	
LC 105KL 10									3.000	76.20	34.40	0.616	1.285	32.64	X	AB	
LC 105KL 11									3.500	88.90	29.17	0.522	1.477	37.52	Z	AC	
LC 105KL 12									4.000	101.60	25.32	0.453	1.669	42.39	AA	AD	
LC 080KM 01	.938	23.81	.969	25.40	.080	2.03	35.237	15.984	0.750	19.05	73.91	1.323	0.273	6.93	T	X	Special Order
LC 080KM 02									1.000	25.40	51.91	0.929	0.319	8.10	T	X	
LC 080KM 03									1.250	31.75	40.01	0.716	0.365	9.27	T	X	
LC 080KM 04									1.500	38.10	32.54	0.583	0.411	10.44	T	X	
LC 080KM 05									1.750	44.45	27.43	0.491	0.457	11.61	T	X	
LC 080KM 06									2.000	50.80	23.70	0.424	0.503	12.78	T	X	
LC 080KM 07									2.250	57.15	20.86	0.373	0.549	13.94	U	Y	
LC 080KM 08									2.500	63.50	18.64	0.334	0.595	15.11	W	Z	
LC 080KM 09									2.750	69.85	16.84	0.301	0.641	16.28	W	AA	
LC 080KM 10									2.938	74.61	15.70	0.281	0.675	17.15	X	AC	
LC 080KM 11									3.000	76.20	15.35	0.275	0.687	17.45	X	AC	
LC 080KM 12									3.500	88.90	13.06	0.234	0.779	19.79	Z	AC	
LC 080KM 13									4.000	101.60	11.36	0.203	0.871	22.12	AA	AD	
LC 063L 01	.970	24.64	1.000	25.40	.063	1.60	14.000	6.350	0.750	19.05	25.63	0.458	0.210	5.40	T	X	AD
LC 063L 02									1.000	25.40	18.30	0.327	0.245	6.22	T	X	AD
LC 063L 03									1.250	31.75	14.23	0.254	0.276	7.02	T	X	AD
LC 063L 04									1.500	38.10	11.64	0.208	0.307	7.81	T	X	AD
LC 063L 05									1.750	44.45	9.85	0.176	0.339	8.60	T	X	AD
LC 063L 06									2.000	50.80	8.53	0.152	0.370	9.39	T	X	AD
LC 063L 07									2.250	57.17	7.53	0.134	0.401	10.18	U	Y	AE
LC 063L 08									2.500	63.50	6.74	0.120	0.432	10.98	W	Z	AG
LC 063L 09									2.750	69.85	6.09	0.109	0.463	11.77	W	AA	AJ
LC 063L 10									3.000	76.20	5.56	0.099	0.495	12.56	W	AC	AL
LC 063L 11									3.500	88.90	4.74	0.083	0.557	14.15	Z	AC	AL
LC 063L 12									4.000	101.60	4.13	0.072	0.619	15.73	Z	AC	AL

SPECIAL INSTRUCTIONS FOR COMPRESSION SERIES

STOCK NUMBERS: Add "M" to end of Stock Number for Music Wire; "S" for Type 302 Stainless; "S316" for Type 316 Stainless.

PRICING: See Inside Front Cover for 10 to 199 pricing. To price or order up to 1000 pcs., visit leespring.com; 1000+ pcs. contact Lee Spring.

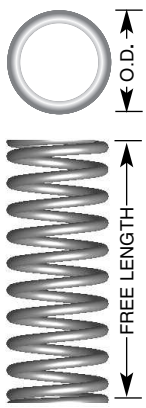
CALCULATIONS: Spring Rate and Load at Solid Hgt. are for Music Wire. For Type 302 or Type 316 Stainless, multiply figures shown by 5/6 (.833).

COMPRESSION SPRINGS: STANDARD SERIES (INCH)

ENDS ARE GROUND • Music Wire (Plated) or Stainless Steel (Passivated)

LEE STOCK NUMBER	OUTSIDE DIAMETER		TO WORK IN HOLE DIAMETER		WIRE DIAMETER		APPROX. LOAD AT SOLID HGT.		FREE LENGTH		SPRING RATE		SOLID HEIGHT		PRICE GROUP		
	IN.	MM	IN.	MM	IN.	MM	LB.	KG	IN.	MM	LB/IN.	KG/MM	IN.	MM	Music Wire	#302 Stainless	#316 Stainless
															M	S	S316
LC 072L 01	.970	24.64	1.000	25.40	.072	1.83	20.000	9.070	0.750	19.05	39.50	0.705	0.245	6.22	T	X	Special Order
LC 072L 02									1.000	25.40	27.96	0.499	0.297	7.55	T	X	
LC 072L 03									1.250	31.75	21.64	0.386	0.339	8.62	T	X	
LC 072L 04									1.500	38.10	17.65	0.315	0.381	9.68	T	X	
LC 072L 05									1.750	44.45	14.90	0.266	0.423	10.74	T	X	
LC 072L 06									2.000	50.80	12.90	0.230	0.465	11.81	T	X	
LC 072L 07									2.250	57.15	11.37	0.203	0.507	12.87	U	Y	
LC 072L 08									2.500	63.50	10.16	0.181	0.548	13.93	W	Z	
LC 072L 09									2.750	69.85	9.16	0.164	0.590	15.00	W	AA	
LC 072L 10									3.000	76.20	8.38	0.150	0.632	16.06	X	AC	
LC 072L 11									3.500	88.90	7.13	0.127	0.716	18.18	Z	AC	
LC 072L 12									4.000	101.60	6.21	0.111	0.800	20.31	Z	AC	
LC 080L 01	.970	24.64	1.000	25.40	.080	2.03	30.000	13.640	0.750	19.05	60.50	1.080	0.270	6.88	T	X	Special Order
LC 080L 02									1.000	25.40	43.60	0.779	0.330	8.38	T	X	
LC 080L 03									1.250	31.75	33.90	0.605	0.376	9.55	T	X	
LC 080L 04									1.500	38.10	27.60	0.493	0.423	10.74	T	X	
LC 080L 05									1.750	44.45	23.20	0.414	0.470	11.94	T	X	
LC 080L 06									2.000	50.80	20.10	0.359	0.517	13.13	T	X	
LC 080L 07									2.250	57.15	17.70	0.316	0.565	14.35	U	Y	
LC 080L 08									2.500	63.50	15.80	0.282	0.612	15.54	W	Z	
LC 080L 09									2.750	69.85	14.30	0.255	0.659	16.74	W	AA	
LC 080L 10									3.000	76.20	13.00	0.232	0.706	17.93	X	AC	
LC 080L 11									3.500	88.90	11.10	0.198	0.800	20.32	Z	AC	
LC 080L 12									4.000	101.60	9.65	0.172	0.893	22.68	AA	AD	
LC 085L 01	.970	24.64	1.000	25.40	.085	2.16	38.070	17.270	1.000	25.40	57.43	1.026	0.337	8.56	T	X	Special Order
LC 085L 02									1.250	31.75	44.14	0.788	0.388	9.84	T	X	
LC 085L 03									1.500	38.10	35.84	0.640	0.438	11.12	T	X	
LC 085L 04									1.750	44.45	30.17	0.539	0.488	12.40	T	X	
LC 085L 05									2.000	50.80	26.05	0.465	0.539	13.68	T	X	
LC 085L 06									2.250	57.15	22.92	0.409	0.589	14.96	U	Y	
LC 085L 07									2.500	63.50	20.46	0.365	0.639	16.24	W	Z	
LC 085L 08									2.750	69.85	18.48	0.330	0.690	17.52	W	AA	
LC 085L 09									3.000	76.20	16.84	0.301	0.740	18.80	X	AC	
LC 085L 10									3.500	88.90	14.32	0.256	0.841	21.35	Z	AC	
LC 085L 11									4.000	101.60	12.45	0.222	0.941	23.91	AA	AD	
LC 092L 01									.970	24.64	1.000	25.40	.092	2.34	35.150	15.940	
LC 092L 02	1.000	25.40	61.00	1.089	0.436	11.08	T	X									
LC 092L 03	1.250	31.75	46.70	0.834	0.512	13.00	T	X									
LC 092L 04	1.500	38.10	37.80	0.675	0.588	14.92	T	X									
LC 092L 05	2.000	50.80	27.40	0.489	0.739	18.76	T	X									
LC 092L 06	2.500	63.50	21.50	0.384	0.889	22.59	W	Z									
LC 092L 07	3.000	76.20	17.70	0.316	1.040	26.40	X	AC									
LC 092L 08	3.500	88.90	15.00	0.268	1.193	30.29	Z	AC									
LC 092L 09	4.000	101.60	13.00	0.232	1.347	34.21	AA	AD									

COMPRESSION SPRINGS



SPECIAL INSTRUCTIONS FOR COMPRESSION SERIES

STOCK NUMBERS: Add "M" to end of Stock Number for Music Wire; "S" for Type 302 Stainless; "S316" for Type 316 Stainless.
PRICING: See Inside Front Cover for 10 to 199 pricing. To price or order up to 1000 pcs., visit leespring.com; 1000+ pcs. contact Lee Spring.
CALCULATIONS: Spring Rate and Load at Solid Hgt. are for Music Wire. For Type 302 or Type 316 Stainless, multiply figures shown by 5/6 (.833).

COMPRESSION SPRINGS: STANDARD SERIES (INCH)

ENDS ARE GROUND • Music Wire (Plated) or Stainless Steel (Passivated)

COMPRESSION SPRINGS

LEE STOCK NUMBER	OUTSIDE DIAMETER		TO WORK IN HOLE DIAMETER		WIRE DIAMETER		APPROX. LOAD AT SOLID HGT.		FREE LENGTH		SPRING RATE		SOLID HEIGHT		PRICE GROUP		
	IN.	MM	IN.	MM	IN.	MM	LB.	KG	IN.	MM	LB/IN.	KG/MM	IN.	MM	Music Wire	#302 Stainless	#316 Stainless
															M	S	S316
LC 095L 00	.970	24.64	1.000	25.40	.095	2.41	46.000	20.850	1.000	25.40	76.68	1.370	0.417	10.60	T	X	Special Order
LC 095L 0									1.250	31.75	58.27	1.040	0.485	12.30	T	X	
LC 095L 01									1.500	38.10	47.25	0.844	0.552	14.02	T	X	
LC 095L 02									1.750	44.45	39.73	0.709	0.618	15.70	T	X	
LC 095L 03									2.000	50.80	34.30	0.612	0.685	17.40	T	X	
LC 095L 04									2.250	57.15	30.14	0.538	0.751	19.07	U	Y	
LC 095L 05									2.500	63.50	26.90	0.480	0.817	20.75	W	Z	
LC 095L 06									2.750	69.85	24.28	0.433	0.885	22.45	W	AA	
LC 095L 07									3.000	76.20	22.13	0.395	0.951	24.15	X	AC	
LC 095L 08									3.500	88.90	18.75	0.335	1.088	27.63	Z	AC	
LC 095L 09	4.000	101.60	16.24	0.270	1.222	31.04	AA	AD									
LC 105L 00	.970	24.64	1.000	25.40	.105	2.67	58.000	26.268	0.875	22.23	133.50	2.384	0.435	11.05	W	AB	Special Order
LC 105L 0A									1.000	25.40	112.50	2.009	0.476	12.09	W	AB	
LC 105L 0									1.250	31.75	85.00	1.516	0.546	13.87	W	AB	
LC 105L 01									1.500	38.10	69.00	1.230	0.650	16.51	W	AB	
LC 105L 02									1.750	44.45	57.00	1.016	0.745	18.92	W	AB	
LC 105L 03									2.000	50.80	49.00	0.874	0.820	20.83	X	AC	
LC 105L 04									2.250	57.15	43.00	0.767	0.905	22.99	X	AD	
LC 105L 05									2.500	63.50	38.00	0.678	1.000	25.40	Y	AD	
LC 105L 06									2.750	69.85	34.00	0.606	1.080	27.43	Y	AE	
LC 105L 07									3.000	76.20	31.00	0.553	1.170	29.72	Z	AJ	
LC 105L 08	3.500	88.90	27.00	0.481	1.325	33.66	AA	AJ									
LC 105L 09	4.000	101.60	23.44	0.419	1.430	36.32	AB	AK									
LC 112L 00	.970	24.64	1.000	25.40	.112	2.84	65.000	29.438	0.875	22.23	165.50	2.955	0.480	12.20	U	AB	Special Order
LC 112L 0A									1.000	25.40	139.00	2.482	0.528	13.41	U	AB	
LC 112L 0									1.250	31.75	105.00	1.872	0.605	15.37	U	AB	
LC 112L 01									1.500	38.10	85.00	1.516	0.732	18.59	U	AB	
LC 112L 02									1.750	44.45	71.00	1.266	0.845	21.46	U	AB	
LC 112L 03									2.000	50.80	61.00	1.088	0.947	24.05	W	AC	
LC 112L 04									2.250	57.15	54.00	0.963	1.035	26.29	W	AD	
LC 112L 05									2.500	63.50	47.00	0.838	1.147	29.13	X	AD	
LC 112L 06									2.750	69.85	43.00	0.767	1.237	31.42	X	AE	
LC 112L 07									3.000	76.20	39.00	0.695	1.348	34.24	Y	AG	
LC 112L 08	3.500	88.90	33.00	0.588	1.565	39.75	AA	AJ									
LC 112L 09	4.000	101.60	28.64	0.511	1.634	41.50	AB	AK									
LC 115L 01	.970	24.64	1.000	25.40	.115	2.92	72.000	32.609	1.750	44.45	78.00	1.391	0.838	21.29	U	AB	Special Order
LC 115L 02									2.000	50.80	68.00	1.212	0.930	23.62	X	AC	
LC 115L 03									2.250	57.15	59.00	1.052	1.045	26.54	X	AE	
LC 115L 04									2.500	63.50	52.00	0.927	1.130	28.70	X	AE	
LC 115L 05									3.000	76.20	43.00	0.767	1.330	33.78	Z	AJ	
LC 115L 06									3.500	88.90	36.00	0.642	1.520	38.61	AA	AK	
LC 115L 07									4.000	101.60	32.00	0.570	1.730	43.94	AC	AL	

SPECIAL INSTRUCTIONS FOR COMPRESSION SERIES

STOCK NUMBERS: Add "M" to end of Stock Number for Music Wire; "S" for Type 302 Stainless; "S316" for Type 316 Stainless.

PRICING: See Inside Front Cover for 10 to 199 pricing. To price or order up to 1000 pcs., visit leespring.com; 1000+ pcs. contact Lee Spring.

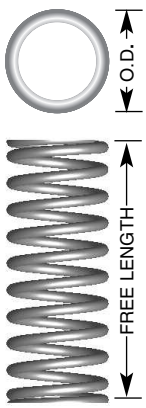
CALCULATIONS: Spring Rate and Load at Solid Hgt. are for Music Wire. For Type 302 or Type 316 Stainless, multiply figures shown by 5/6 (.833).

COMPRESSION SPRINGS: STANDARD SERIES (INCH)

ENDS ARE GROUND • Music Wire (Plated) or Stainless Steel (Passivated)

LEE STOCK NUMBER	OUTSIDE DIAMETER		TO WORK IN HOLE DIAMETER		WIRE DIAMETER		APPROX. LOAD AT SOLID HGT.		FREE LENGTH		SPRING RATE		SOLID HEIGHT		PRICE GROUP											
	IN.	MM	IN.	MM	IN.	MM	LB.	KG	IN.	MM	LB./IN.	KG/MM	IN.	MM	Music Wire	#302 Stainless	#316 Stainless									
															M	S	S316									
LC 120L 0	.970	24.64	1.000	25.40	.120	3.05	80.000	36.232	1.500	38.10	113.67	2.030	0.785	19.94	U	AB	Special Order									
LC 120L 01									1.750	44.45	95.00	1.694	0.905	22.99	U	AB										
LC 120L 02									2.000	50.80	82.00	1.462	1.015	25.78	U	AC										
LC 120L 03									2.250	57.15	71.00	1.266	1.133	28.78	X	AE										
LC 120L 04									2.500	63.50	64.00	1.141	1.254	31.85	X	AE										
LC 120L 05									3.000	76.20	52.00	0.927	1.456	36.98	Z	AJ										
LC 120L 06									3.500	88.90	44.00	0.784	1.685	42.80	AA	AK										
LC 120L 07									4.000	101.60	38.00	0.678	1.925	48.90	AC	AK										
LC 125L 00	.970	24.64	1.000	25.40	.125	3.180	100.050	45.380	0.875	22.23	276.00	4.929	0.529	13.43	W	AC	Special Order									
LC 125L 0A									1.000	25.40	230.00	4.107	0.583	14.81	W	AC										
LC 125L 0									1.250	31.75	172.50	3.080	0.692	17.57	W	AC										
LC 125L 01									1.500	38.10	138.21	2.468	0.776	19.71	W	AC										
LC 125L 02									1.750	44.45	115.17	2.057	0.881	22.39	W	AC										
LC 125L 03									2.000	50.80	98.72	1.763	0.987	25.06	X	AD										
LC 125L 04									2.250	57.15	86.38	1.543	1.092	27.73	Y	AG										
LC 125L 05									2.500	63.50	76.78	1.371	1.197	30.40	Y	AG										
LC 125L 06									3.000	76.20	62.82	1.122	1.407	35.75	AA	AK										
LC 125L 07									3.500	88.90	53.16	0.949	1.618	41.09	AB	AL										
LC 125L 08									4.000	101.60	46.07	0.823	1.828	46.44	AD	AM										
LC 135L 00									.970	24.64	1.000	25.40	.135	3.429	106.000	48.080		0.875	22.23	366.00	6.536	0.590	14.98	X	AD	Special Order
LC 135L 0																		1.000	25.40	303.00	5.411	0.654	16.62	X	AD	
LC 135L 01																		1.500	38.10	180.03	3.215	0.912	23.15	X	AD	
LC 135L 02																		1.750	44.45	149.62	2.672	1.040	26.42	X	AD	
LC 135L 03																		2.000	50.80	128.00	2.286	1.169	29.69	Y	AE	
LC 135L 04	2.250	57.15	111.84	1.997	1.298	32.96	Z	AD																		
LC 135L 05	2.500	63.50	99.30	1.773	1.427	36.23	Z	AJ																		
LC 135L 06	3.000	76.20	81.11	1.448	1.684	42.77	AB	AL																		
LC 135L 07	3.500	88.90	68.56	1.224	1.942	49.32	AC	AM																		
LC 135L 08	4.000	101.60	59.37	1.060	2.199	55.86	AE	AN																		
LC 148L 01	.970	24.64	1.000	25.40	.148	3.760	132.000	59.860	1.000	25.40	459.00	8.197	0.717	18.22	X	AD	Special Order									
LC 148L 02									1.500	38.10	268.40	4.793	1.010	25.66	X	AD										
LC 148L 03									2.000	50.80	189.60	3.386	1.303	33.10	Z	AJ										
LC 148L 04									2.500	63.50	146.60	2.618	1.596	40.54	AC	AM										
LC 148L 05									3.000	76.20	119.50	2.134	1.889	47.98	AE	AN										
LC 148L 06									3.500	88.90	100.90	1.802	2.181	55.40	AG	AO										
LC 148L 07									4.000	101.60	87.20	1.557	2.476	62.88	AK	AR										
LC 162L 01									.970	24.64	1.000	25.40	.162	4.110	173.000	78.460		1.500	38.10	415.20	7.415	1.088	27.64	Z	AD	Special Order
LC 162L 02	2.000	50.80	291.30	5.202	1.409	35.78	AC	AK																		
LC 162L 03	2.500	63.50	224.40	4.007	1.729	43.92	AG	AL																		
LC 162L 04	3.000	76.20	182.50	3.259	2.050	52.06	AJ	AO																		
LC 162L 05	3.500	88.90	153.70	2.745	2.371	60.23	AL	AP																		
LC 162L 06	4.000	101.60	132.80	2.372	2.692	68.38	AN	AS																		

COMPRESSION SPRINGS



SPECIAL INSTRUCTIONS FOR COMPRESSION SERIES

STOCK NUMBERS: Add "M" to end of Stock Number for Music Wire; "S" for Type 302 Stainless; "S316" for Type 316 Stainless.
PRICING: See Inside Front Cover for 10 to 199 pricing. To price or order up to 1000 pcs, visit leespring.com; 1000+ pcs contact Lee Spring.
CALCULATIONS: Spring Rate and Load at Solid Hgt. are for Music Wire. For Type 302 or Type 316 Stainless, multiply figures shown by 5/6 (.833).

COMPRESSION SPRINGS: STANDARD SERIES (INCH)

ENDS ARE GROUND • Music Wire (Plated) or Stainless Steel (Passivated)

COMPRESSION SPRINGS

LEE STOCK NUMBER	OUTSIDE DIAMETER		TO WORK IN HOLE DIAMETER		WIRE DIAMETER		APPROX. LOAD AT SOLID HGT.		FREE LENGTH		SPRING RATE		SOLID HEIGHT		PRICE GROUP		
	IN.	MM	IN.	MM	IN.	MM	LB.	KG	IN.	MM	LB./IN.	KG/MM	IN.	MM	Music Wire	#302 Stainless	#316 Stainless
															M	S	S316
LC 120LL 01	1.016	25.81	1.125	28.58	.120	3.05	76.321	34.619	1.000	25.40	169.42	3.033	0.550	13.97	T	X	Special Order
LC 120LL 02									1.500	38.10	102.19	1.829	0.748	19.00	U	Y	
LC 120LL 03									2.000	50.80	73.16	1.310	0.947	24.05	U	Y	
LC 120LL 04									2.250	57.15	64.06	1.147	1.047	26.59	W	Z	
LC 120LL 05									2.563	65.09	55.44	0.992	1.171	29.74	W	Z	
LC 120LL 06									2.750	69.85	51.30	0.918	1.246	31.65	X	AA	
LC 120LL 07									3.000	76.20	46.65	0.835	1.345	34.16	Y	AB	
LC 120LL 08									3.500	88.90	39.50	0.707	1.544	39.22	Z	AC	
LC 120LL 09									4.000	101.60	34.25	0.613	1.743	44.27	AA	AD	
LC 120LL 10									4.500	114.30	30.23	0.541	1.942	49.33	AC	AG	
LC 082M 01	1.095	27.81	1.125	28.58	.082	2.08	25.000	11.360	0.875	22.23	42.60	0.761	0.287	7.29	T	X	Special Order
LC 082M 02									1.000	25.40	36.00	0.643	0.318	8.08	T	X	
LC 082M 03									1.250	31.75	27.90	0.498	0.366	9.30	T	X	
LC 082M 04									1.500	38.10	22.70	0.405	0.410	10.41	T	X	
LC 082M 05									1.750	44.45	19.10	0.341	0.454	11.53	T	X	
LC 082M 06									2.000	50.80	16.50	0.295	0.498	12.65	T	X	
LC 082M 07									2.500	63.50	13.00	0.232	0.586	14.88	W	Z	
LC 082M 08									3.000	76.20	10.70	0.191	0.674	17.12	X	AC	
LC 082M 09									3.500	88.90	9.10	0.163	0.763	19.38	AA	AD	
LC 082M 10									4.000	101.60	7.90	0.141	0.851	21.62	Z	AC	
LC 093M 01	1.095	27.81	1.125	28.58	.093	2.36	35.000	15.910	0.875	22.23	64.60	1.154	0.343	8.71	T	X	Special Order
LC 093M 02									1.000	25.40	54.60	0.975	0.382	9.70	T	X	
LC 093M 03									1.250	31.75	42.50	0.759	0.435	11.04	T	X	
LC 093M 04									1.500	38.10	34.30	0.613	0.492	12.50	T	X	
LC 093M 05									1.750	44.45	28.90	0.516	0.548	13.92	T	X	
LC 093M 06									2.000	50.80	24.90	0.445	0.604	15.34	T	X	
LC 093M 07									2.500	63.50	19.50	0.348	0.716	18.20	W	Z	
LC 093M 08									3.000	76.20	16.00	0.286	0.829	21.06	X	AC	
LC 093M 09									3.500	88.90	13.65	0.244	0.940	23.90	Z	AC	
LC 093M 10									4.000	101.60	11.84	0.211	1.054	26.77	AA	AD	
LC 105M 01	1.095	27.81	1.125	28.58	.105	2.67	45.000	20.411	1.000	25.40	81.87	1.462	0.451	11.45	W	AC	Special Order
LC 105M 02									1.250	31.75	62.10	1.111	0.525	13.33	W	AC	
LC 105M 03									1.500	38.10	50.00	0.893	0.598	15.19	W	AC	
LC 105M 04									1.750	44.45	42.00	0.750	0.670	17.01	W	AC	
LC 105M 05									2.000	50.80	36.16	0.646	0.743	18.87	X	AD	
LC 105M 06									2.500	63.50	28.23	0.504	0.890	22.60	Y	AE	
LC 105M 07									3.000	76.20	23.18	0.414	1.036	26.31	AA	AG	
LC 105M 08									3.500	88.90	19.66	0.351	1.182	30.02	AB	AJ	
LC 105M 09									4.000	101.60	17.07	0.305	1.328	33.73	AD	AM	
LC 105M 10									4.500	114.30	15.07	0.269	1.475	37.46	AE	AN	

SPECIAL INSTRUCTIONS FOR COMPRESSION SERIES

STOCK NUMBERS: Add "M" to end of Stock Number for Music Wire; "S" for Type 302 Stainless; "S316" for Type 316 Stainless.

PRICING: See Inside Front Cover for 10 to 199 pricing. To price or order up to 1000 pcs, visit leespring.com; 1000+ pcs contact Lee Spring.

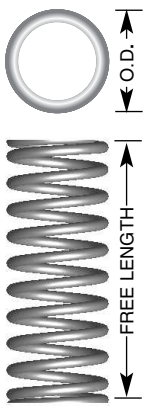
CALCULATIONS: Spring Rate and Load at Solid Hgt. are for Music Wire. For Type 302 or Type 316 Stainless, multiply figures shown by 5/6 (.833).

COMPRESSION SPRINGS: STANDARD SERIES (INCH)

ENDS ARE GROUND • Music Wire (Plated) or Stainless Steel (Passivated)

LEE STOCK NUMBER	OUTSIDE DIAMETER		TO WORK IN HOLE DIAMETER		WIRE DIAMETER		APPROX. LOAD AT SOLID HGT.		FREE LENGTH		SPRING RATE		SOLID HEIGHT		PRICE GROUP		
	IN.	MM	IN.	MM	IN.	MM	LB.	KG	IN.	MM	LB./IN.	KG/MM	IN.	MM	Music Wire	#302 Stainless	#316 Stainless
															M	S	S316
LC 112M 00 LC 112M 0	1.095	27.81	1.125	28.58	.112	2.84	66.000	29.900	1.000	25.40	117.00	2.090	0.462	11.73	W	AD	Special Order
1.500									38.10	71.23	1.270	0.608	15.44	W	AD		
1.750									44.45	59.47	1.060	0.682	17.32	W	AD		
2.000									50.80	51.16	0.913	0.755	19.18	X	AE		
2.250									57.15	44.88	0.801	0.828	21.03	Y	AJ		
2.500									63.50	39.65	0.708	0.915	23.24	Y	AJ		
3.000									76.20	32.72	0.584	1.050	26.67	AA	AL		
3.500									88.90	27.76	0.496	1.195	30.35	AB	AM		
4.000									101.60	24.03	0.429	1.343	34.11	AD	AN		
4.500	114.30	21.24	0.379	1.490	37.84	AE	AO										
LC 120M 01 LC 120M 02 LC 120M 03 LC 120M 04 LC 120M 05	1.095	27.81	1.125	28.58	.120	3.00	78.000	34.450	1.000	25.40	153.00	2.732	0.502	12.75	W	AD	Special Order
1.500									38.10	92.50	1.652	0.668	17.00	X	AE		
1.750									44.45	77.20	1.379	0.750	19.00	X	AE		
2.000									50.80	66.30	1.184	0.833	21.15	Y	AG		
2.250									57.15	58.00	1.036	0.916	23.26	Y	AJ		
2.500									63.50	51.60	0.921	0.999	25.37	Z	AJ		
3.000									76.20	42.30	0.755	1.164	29.56	AA	AK		
3.500									88.90	35.80	0.639	1.330	33.78	AB	AM		
4.000									101.60	31.00	0.554	1.498	38.04	AD	AN		
4.500	114.30	27.30	0.488	1.666	42.31	AE	AO										
LC 125M 00 LC 125M 0A LC 125M 0B LC 125M 0	1.095	27.81	1.125	28.58	.125	3.18	90.000	40.761	0.875	22.23	224.00	4.000	0.479	12.15	W	AD	Special Order
1.000									25.40	186.50	3.330	0.523	13.28	W	AD		
1.250									31.75	140.00	2.500	0.611	15.52	W	AD		
1.500									38.10	112.00	1.997	0.675	17.14	X	AE		
1.750									44.45	91.00	1.622	0.768	19.51	X	AE		
2.000									50.80	79.00	1.409	0.855	21.72	Y	AG		
2.250									57.15	69.00	1.230	0.955	24.26	Y	AG		
2.500									63.50	61.00	1.088	1.044	26.52	Z	AJ		
3.000									76.20	50.00	0.892	1.193	30.30	AA	AK		
3.500	88.90	42.00	0.749	1.460	37.08	AB	AL										
4.000	101.60	36.00	0.642	1.567	39.80	AC	AM										
4.500	114.30	32.00	0.570	1.755	44.58	AE	AO										
LC 135M 0 LC 135M 01 LC 135M 02 LC 135M 03 LC 135M 04 LC 135M 05 LC 135M 06 LC 135M 07 LC 135M 08	1.095	27.81	1.125	28.58	.135	3.43	100.000	45.290	1.500	38.10	140.00	2.496	0.783	19.89	AC	AL	Special Order
2.000									50.80	100.00	1.783	1.000	25.40	AC	AL		
2.250									57.15	88.00	1.569	1.098	27.89	AD	AM		
2.500									63.50	78.00	1.391	1.205	30.61	AE	AN		
3.000									76.20	64.00	1.141	1.425	36.20	AG	AO		
3.500									88.90	53.00	0.945	1.665	42.49	AJ	AP		
4.000									101.60	46.00	0.820	1.868	47.45	AJ	AP		
4.500									114.30	40.00	0.713	2.063	52.40	AL	AS		
5.000									127.00	36.00	0.642	2.302	58.47	AM	AT		

COMPRESSION SPRINGS



SPECIAL INSTRUCTIONS FOR COMPRESSION SERIES

STOCK NUMBERS: Add "M" to end of Stock Number for Music Wire; "S" for Type 302 Stainless; "S316" for Type 316 Stainless.
PRICING: See Inside Front Cover for 10 to 199 pricing. To price or order up to 1000 pcs, visit leespring.com; 1000+ pcs contact Lee Spring.
CALCULATIONS: Spring Rate and Load at Solid Hgt. are for Music Wire. For Type 302 or Type 316 Stainless, multiply figures shown by 5/6 (.833).

COMPRESSION SPRINGS: STANDARD SERIES (INCH)

ENDS ARE GROUND • Music Wire (Plated) or Stainless Steel (Passivated)

COMPRESSION SPRINGS

LEE STOCK NUMBER	OUTSIDE DIAMETER		TO WORK IN HOLE DIAMETER		WIRE DIAMETER		APPROX. LOAD AT SOLID HGT.		FREE LENGTH		SPRING RATE		SOLID HEIGHT		PRICE GROUP		
	IN.	MM	IN.	MM	IN.	MM	LB.	KG	IN.	MM	LB/IN.	KG/MM	IN.	MM	Music Wire	#302 Stainless	#316 Stainless
															M	S	S316
LC 085N 01	1.218	30.94	1.250	31.75	.085	2.16	21.230	9.630	0.875	22.23	36.60	0.654	0.304	7.72	T	X	Special Order
LC 085N 02									1.000	25.40	31.10	0.555	0.327	8.30	T	X	
LC 085N 03									1.500	38.10	19.40	0.346	0.418	10.62	T	X	
LC 085N 04									2.000	50.80	14.10	0.252	0.509	12.94	T	X	
LC 085N 05									2.500	63.50	11.10	0.198	0.600	15.23	W	Z	
LC 085N 06									3.000	76.20	9.10	0.163	0.693	17.60	W	AC	
LC 085N 07									3.500	88.90	7.80	0.139	0.779	19.80	W	AC	
LC 085N 08									4.000	101.60	6.70	0.120	0.879	22.32	W	AC	
LC 085N 09									4.500	114.30	6.00	0.107	0.961	24.40	Z	AC	
LC 085N 10									5.000	127.00	5.30	0.095	1.064	27.04	Z	AC	
LC 095N 01	1.218	30.94	1.250	31.75	.095	2.44	32.070	14.550	0.875	22.23	59.60	1.064	0.337	8.57	T	X	Special Order
LC 095N 02									1.000	25.40	50.40	0.900	0.363	9.22	T	X	
LC 095N 03									1.250	31.75	38.50	0.688	0.415	10.54	T	X	
LC 095N 04									1.500	38.10	31.10	0.555	0.467	11.86	T	X	
LC 095N 05									1.750	44.45	26.10	0.466	0.519	13.19	T	X	
LC 095N 06									2.000	50.80	22.50	0.402	0.571	14.50	T	X	
LC 095N 07									2.250	57.15	19.80	0.354	0.622	15.80	T	X	
LC 095N 08									2.500	63.50	17.60	0.314	0.675	17.15	W	Z	
LC 095N 09									2.750	69.85	15.90	0.284	0.727	18.46	W	AC	
LC 095N 10									3.000	76.20	14.50	0.259	0.778	19.76	W	AC	
LC 095N 11									3.500	88.90	12.30	0.220	0.882	22.40	W	AC	
LC 095N 12									4.000	101.60	10.70	0.191	0.985	25.01	W	AC	
LC 095N 13									4.500	114.30	9.50	0.170	1.084	27.54	Z	AC	
LC 095N 14									5.000	127.00	8.50	0.152	1.189	30.20	Z	AC	
LC 105N 01	1.218	30.94	1.250	31.75	.105	2.67	41.630	18.880	0.875	22.23	82.50	1.473	0.382	9.71	W	AD	Special Order
LC 105N 02									1.000	25.40	69.50	1.241	0.414	10.50	W	AD	
LC 105N 03									1.250	31.75	52.80	0.943	0.476	12.09	W	AD	
LC 105N 04									1.500	38.10	42.50	0.759	0.539	13.69	W	AD	
LC 105N 05									2.000	50.80	30.70	0.548	0.663	16.83	X	AE	
LC 105N 06									2.500	63.50	24.00	0.429	0.787	20.00	Y	AJ	
LC 105N 07									3.000	76.20	19.70	0.352	0.912	23.17	AA	AL	
LC 105N 08									3.500	88.90	16.70	0.298	1.037	26.34	AB	AM	
LC 105N 09									4.000	101.60	14.50	0.259	1.162	29.50	AD	AN	
LC 105N 10									4.500	114.30	12.80	0.229	1.287	32.69	AE	AO	
LC 105N 11									5.000	127.00	11.50	0.205	1.408	35.77	AE	AO	
LC 112N 00	1.218	30.94	1.250	31.75	.112	2.84	52.000	23.600	0.875	22.23	108.75	1.942	0.408	10.37	X	AE	Special Order
LC 112N 0A									1.000	25.40	91.12	1.627	0.442	11.24	X	AE	
LC 112N 0									1.250	31.75	69.00	1.232	0.510	12.96	X	AE	
LC 112N 01									1.500	38.10	55.42	0.990	0.579	14.70	X	AE	
LC 112N 02									2.000	50.80	39.82	0.710	0.715	18.16	Y	AG	
LC 112N 03									2.500	63.50	31.07	0.550	0.851	21.63	Z	AK	
LC 112N 04									3.000	76.20	25.48	0.450	0.988	25.09	AB	AM	
LC 112N 05									3.500	88.90	21.59	0.390	1.124	28.55	AC	AN	
LC 112N 06	4.000	101.60	18.73	0.330	1.261	32.02	AE	AO									

SPECIAL INSTRUCTIONS FOR COMPRESSION SERIES

STOCK NUMBERS: Add "M" to end of Stock Number for Music Wire; "S" for Type 302 Stainless; "S316" for Type 316 Stainless.

PRICING: See Inside Front Cover for 10 to 199 pricing. To price or order up to 1000 pcs, visit leespring.com; 1000+ pcs contact Lee Spring.

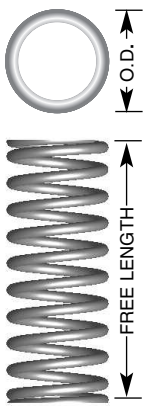
CALCULATIONS: Spring Rate and Load at Solid Hgt. are for Music Wire. For Type 302 or Type 316 Stainless, multiply figures shown by 5/6 (.833).

COMPRESSION SPRINGS: STANDARD SERIES (INCH)

ENDS ARE GROUND • Music Wire (Plated) or Stainless Steel (Passivated)

LEE STOCK NUMBER	OUTSIDE DIAMETER		TO WORK IN HOLE DIAMETER		WIRE DIAMETER		APPROX. LOAD AT SOLID HGT.		FREE LENGTH		SPRING RATE		SOLID HEIGHT		PRICE GROUP											
	IN.	MM	IN.	MM	IN.	MM	LB.	KG	IN.	MM	LB./IN.	KG/MM	IN.	MM	Music Wire	#302 Stainless	#316 Stainless									
															M	S	S316									
LC 125N 00	1.218	30.94	1.250	31.75	.125	3.18	72.000	32.660	0.875	22.23	169.00	3.018	0.462	11.74	Y	AE	Special Order									
LC 125N 0A									1.000	25.40	141.00	2.518	0.503	12.77	Y	AE										
LC 125N 0									1.250	31.75	105.50	1.884	0.586	14.87	Z	AE										
LC 125N 01									1.500	38.10	84.48	1.510	0.667	16.94	Z	AG										
LC 125N 02									2.000	50.80	60.34	1.080	0.831	21.11	AA	AJ										
LC 125N 2A									2.250	57.15	52.75	0.942	0.914	23.20	AB	AK										
LC 125N 03									2.500	63.50	46.93	0.840	0.995	25.27	AB	AK										
LC 125N 04									3.000	76.20	38.40	0.690	1.159	29.43	AC	AL										
LC 125N 05									3.500	88.90	32.49	0.580	1.322	33.59	AD	AM										
LC 125N 06									4.000	101.60	28.16	0.500	1.486	37.75	AG	AN										
LC 125N 07									4.500	114.30	24.87	0.444	1.649	41.88	AG	AN										
LC 125N 08									5.000	127.00	22.25	0.397	1.813	46.04	AG	AO										
LC 135N 00									1.218	30.94	1.250	31.75	.135	3.43	100.360	45.520		0.875	22.23	250.00	4.464	0.487	12.37	AC	AM	Special Order
LC 135N 0A																		1.000	25.40	207.00	3.697	0.531	13.48	AC	AM	
LC 135N 0																		1.250	31.75	154.00	2.750	0.617	15.68	AC	AM	
LC 135N 01																		1.500	38.10	122.85	2.194	0.683	17.35	AC	AM	
LC 135N 02	2.000	50.80	87.34	1.560	0.851	21.61	AC	AM																		
LC 135N 03	2.500	63.50	67.76	1.210	1.019	25.88	AE	AO																		
LC 135N 04	3.000	76.20	55.35	0.988	1.187	30.14	AG	AP																		
LC 135N 05	3.500	88.90	46.78	0.835	1.355	34.41	AJ	AR																		
LC 135N 06	4.000	101.60	40.51	0.723	1.523	38.67	AJ	AR																		
LC 112P 01	1.460	37.08	1.500	38.10	.112	2.84	42.230	19.160									1.500	38.10	41.30	0.738	0.489	12.41	AA	AJ	Special Order	
LC 112P 02																	2.000	50.80	29.60	0.529	0.591	15.00	AC	AK		
LC 112P 03																	2.500	63.50	23.10	0.413	0.692	17.57	AC	AL		
LC 112P 04									3.000	76.20	19.00	0.339	0.791	20.10	AC	AL										
LC 112P 05									3.500	88.90	16.10	0.288	0.892	22.67	AD	AN										
LC 112P 06									4.000	101.60	13.90	0.248	0.997	25.33	AG	AO										
LC 125P 01	1.460	37.08	1.500	38.10	.125	3.18	57.440	26.050	1.500	38.10	60.70	1.084	0.570	14.49	AA	AJ	Special Order									
LC 125P 02									2.000	50.80	43.40	0.775	0.695	17.66	AB	AK										
LC 125P 03									2.500	63.50	33.70	0.602	0.821	20.85	AC	AL										
LC 125P 04									3.000	76.20	27.60	0.493	0.946	24.02	AD	AL										
LC 125P 05									3.500	88.90	23.30	0.416	1.073	27.24	AE	AN										
LC 125P 06									4.000	101.60	20.20	0.361	1.198	30.42	AG	AO										
LC 135P 01	1.460	37.08	1.500	38.10	.135	3.43	70.000	31.750	1.500	38.10	80.30	1.434	0.634	16.09	AD	AN	Special Order									
LC 135P 02									2.000	50.80	57.10	1.020	0.778	19.76	AE	AN										
LC 135P 03									2.500	63.50	44.30	0.791	0.922	23.43	AG	AP										
LC 135P 04									3.000	76.20	36.20	0.646	1.067	27.09	AJ	AR										
LC 135P 05									3.500	88.90	30.60	0.546	1.211	30.75	AJ	AS										
LC 135P 06									4.000	101.60	26.50	0.473	1.355	34.42	AK	AT										

COMPRESSION SPRINGS



SPECIAL INSTRUCTIONS FOR COMPRESSION SERIES

STOCK NUMBERS: Add "M" to end of Stock Number for Music Wire; "S" for Type 302 Stainless; "S316" for Type 316 Stainless.
PRICING: See Inside Front Cover for 10 to 199 pricing. To price or order up to 1000 pcs, visit leespring.com; 1000+ pcs contact Lee Spring.
CALCULATIONS: Spring Rate and Load at Solid Hgt. are for Music Wire. For Type 302 or Type 316 Stainless, multiply figures shown by 5/6 (.833).

COMPRESSION SPRINGS: STANDARD SERIES (INCH)

ENDS ARE GROUND • Music Wire (Plated) or Stainless Steel (Passivated)

COMPRESSION SPRINGS

LEE STOCK NUMBER	OUTSIDE DIAMETER		TO WORK IN HOLE DIAMETER		WIRE DIAMETER		APPROX. LOAD AT SOLID HGT.		FREE LENGTH		SPRING RATE		SOLID HEIGHT		PRICE GROUP		
	IN.	MM	IN.	MM	IN.	MM	LB.	KG	IN.	MM	LB/IN.	KG/MM	IN.	MM	Music Wire	#302 Stainless	#316 Stainless
LC 135Q 01									1.500	38.10	64.40	1.150	0.554	14.07	AD	AP	Special Order
LC 135Q 02								2.000	50.80	45.80	0.818	0.666	16.91	AK	AR		
LC 135Q 03								2.500	63.50	35.50	0.634	0.778	19.77	AL	AS		
LC 135Q 04	1.687	42.85	1.750	44.45	.135	3.43	61.890	28.070	3.000	76.20	29.00	0.518	0.891	22.62	AL	AU	
LC 135Q 05									3.500	88.90	24.50	0.438	1.003	25.48	AL	AW	
LC 135Q 06									4.000	101.60	21.20	0.379	1.116	28.34	AM	AX	
LC 135Q 07									4.500	114.30	18.70	0.334	1.228	31.19	AM	AY	
LC 135Q 08									5.000	127.00	16.70	0.298	1.342	34.08	AM	AY	

SPECIAL INSTRUCTIONS FOR COMPRESSION SERIES

STOCK NUMBERS: Add "M" to end of Stock Number for Music Wire; "S" for Type 302 Stainless; "S316" for Type 316 Stainless.

PRICING: See Inside Front Cover for 10 to 199 pricing. To price or order up to 1000 pcs, visit leespring.com; 1000+ pcs contact Lee Spring.

CALCULATIONS: Spring Rate and Load at Solid Hgt. are for Music Wire. For Type 302 or Type 316 Stainless, multiply figures shown by 5/6 (.833).