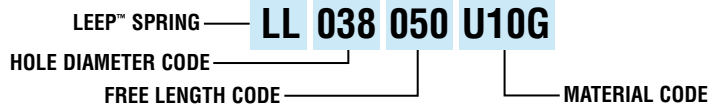


LEEP™ PLASTIC COMPOSITE SPRINGS

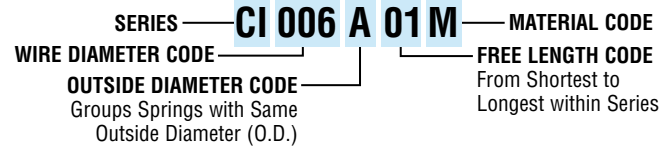
Pg. 5



COMPRESSION SPRINGS

Pg. 7

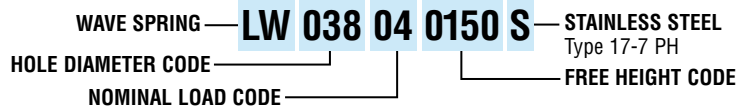
	Series
BANTAM MINI SERIES (Inch) .....	CB
INSTRUMENT SERIES (Inch) .....	CI
INSTRUMENT SERIES (Metric) .....	CIM
LITE™ PRESSURE™ SERIES (Inch) .....	LP
STANDARD SERIES (Inch) .....	LC
STANDARD SERIES (Metric) .....	LCM
HEAVY DUTY SERIES (Inch) .....	LHC



MATERIAL CODE  
M = Music Wire S = Type 302 Stainless S316 = Type 316 Stainless E = Elgiloy®

REDUX™ WAVE SPRINGS


Pg. 135



HEFTY™ DIE SPRINGS

Pg. 143

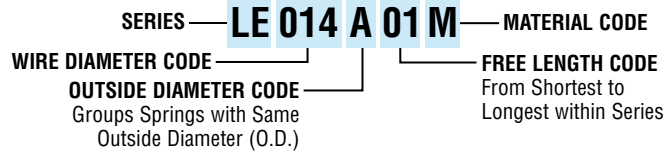
	Load
MEDIUM LOAD SERIES .....	A
MEDIUM LOAD PLUS SERIES .....	AB
MEDIUM HEAVY SERIES .....	B
HEAVY LOAD SERIES .....	C
EXTRA HEAVY LOAD SERIES .....	D



EXTENSION SPRINGS

Pg. 159

	Series
INSTRUMENT SERIES (Inch) .....	EI
INSTRUMENT SERIES (Metric) .....	EIM
STANDARD SERIES (Inch) .....	LE
STANDARD SERIES (Metric) .....	LEM

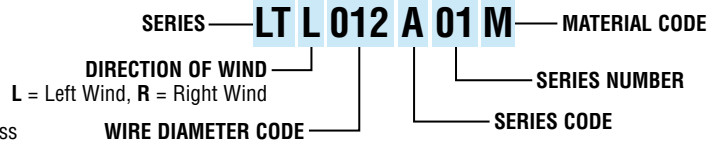


MATERIAL CODE: M = Music Wire S = Type 302 Stainless

TORSION SPRINGS

Pg. 195

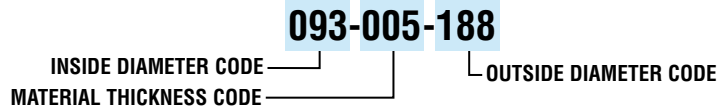
	Wind
TORSION SERIES (Left Wind) .....	L
TORSION SERIES (Right Wind) .....	R



MATERIAL CODE: M = Music Wire S = Type 302 Stainless

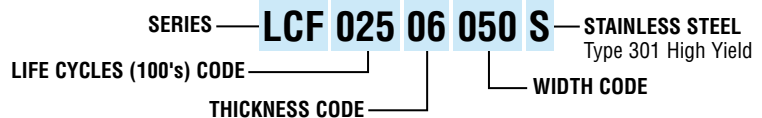
BELLEVILLE WASHERS

Pg. 211



CONSTANT FORCE SPRINGS

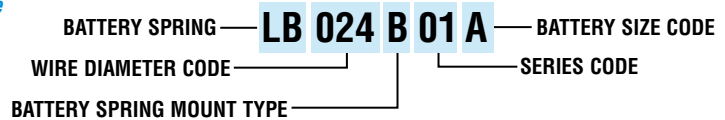
Pg. 217



BATTERY SPRINGS

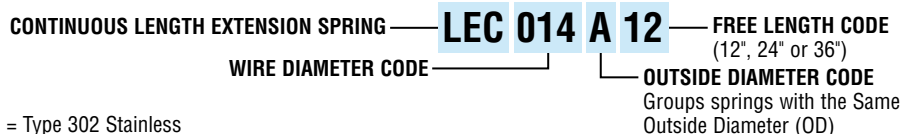
Pg. 219

	Mount Type
INTERIOR MOUNT SERIES .....	A
EXTERIOR MOUNT SERIES .....	B
ADAPTABLE MOUNT SERIES .....	C
DOUBLE MOUNT SERIES .....	D



CONTINUOUS LENGTH EXTENSION SPRINGS

Pg. 221



MATERIAL CODE: M = Music Wire S = Type 302 Stainless